



# AUDIO & VIDEO DOOR ENTRY SYSTEMS

KITS AND SYSTEM SOLUTIONS FOR SINGLE HOUSES, BUILDINGS AND COMPOUNDS



#ImprovingLives



# BTicino

## Specialists in Video Door Entry Systems

**BTicino** offers a comprehensive range of products and systems designed to meet all application and building requirements. Whether for single homes, larger buildings, or apartment complexes, BTicino provides the ideal solution to satisfy both residential users and professionals.

# Index

## Offer overview

Different solutions for different applications .....	4
--	---

## EASYKIT

EASY KITS (two wires) .....	6
-----------------------------	---

## BASIC KITS

BASIC KITS (four wires) .....	26
-------------------------------	----

## PROFESSIONAL KITS

Features overview .....	31
Villa CONNECTED VIDEO KITS (two wires) .....	35
Villa VIDEO KITS (two wires) .....	38
Villa AUDIO KITS (two wires) .....	40
Villa ANALOGUE AUDIO KITS .....	42

## 2 WIRES SYSTEM

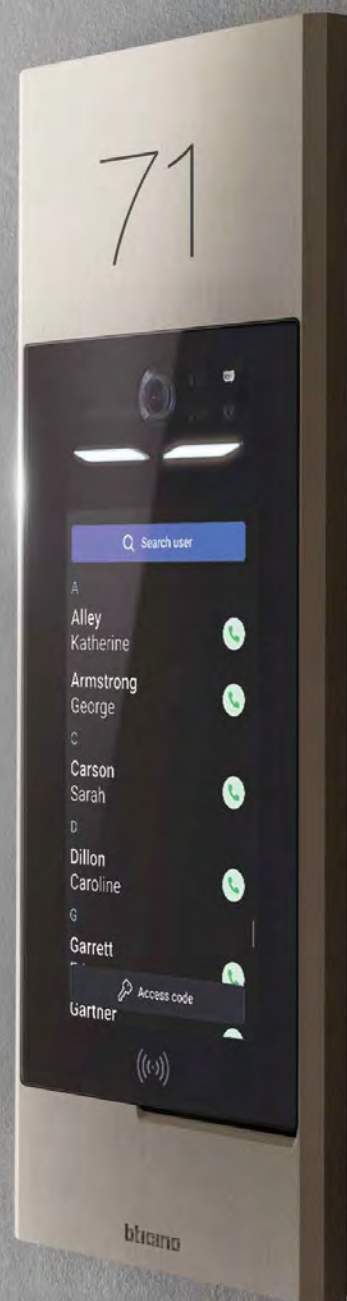
System overview .....	44
Entrance panels range .....	48
Internal units range .....	92
System accessories range .....	122

## IP SYSTEM

System overview .....	128
Entrance panels range .....	136
Internal units range .....	138
Guard station and accessories range .....	142



# Different solutions for different applications



## From villas to multi-family units



**Villas**



**Small building**



**Building complex**

Different types of constructions  
mean different types of offer



## EASYKIT - BASIC KITS

### for standard level villas



Closed solution that provides **BASIC FUNCTIONS**, normally for simple systems:



- one or two family homes
- ready made solutions
- expandable solutions
- plug-in or DIN power supply

## PROFESSIONAL KITS

### for high level villas




Initial basic solution that **CAN DEVELOP** into a **MORE COMPLEX** and **CUSTOMISED** systems:



- one or two-family homes
- ready made solutions
- fully expandables
- enhanced functions

## 2 WIRES SYSTEM

### for small buildings



The best technology when **TIME SAVING** and **EASE** of **INSTALLATION** are required:



- small buildings/homes
- easy and quick to install
- maximum versatility
- perfect for refurbishments

## IP SYSTEM

### for building complex

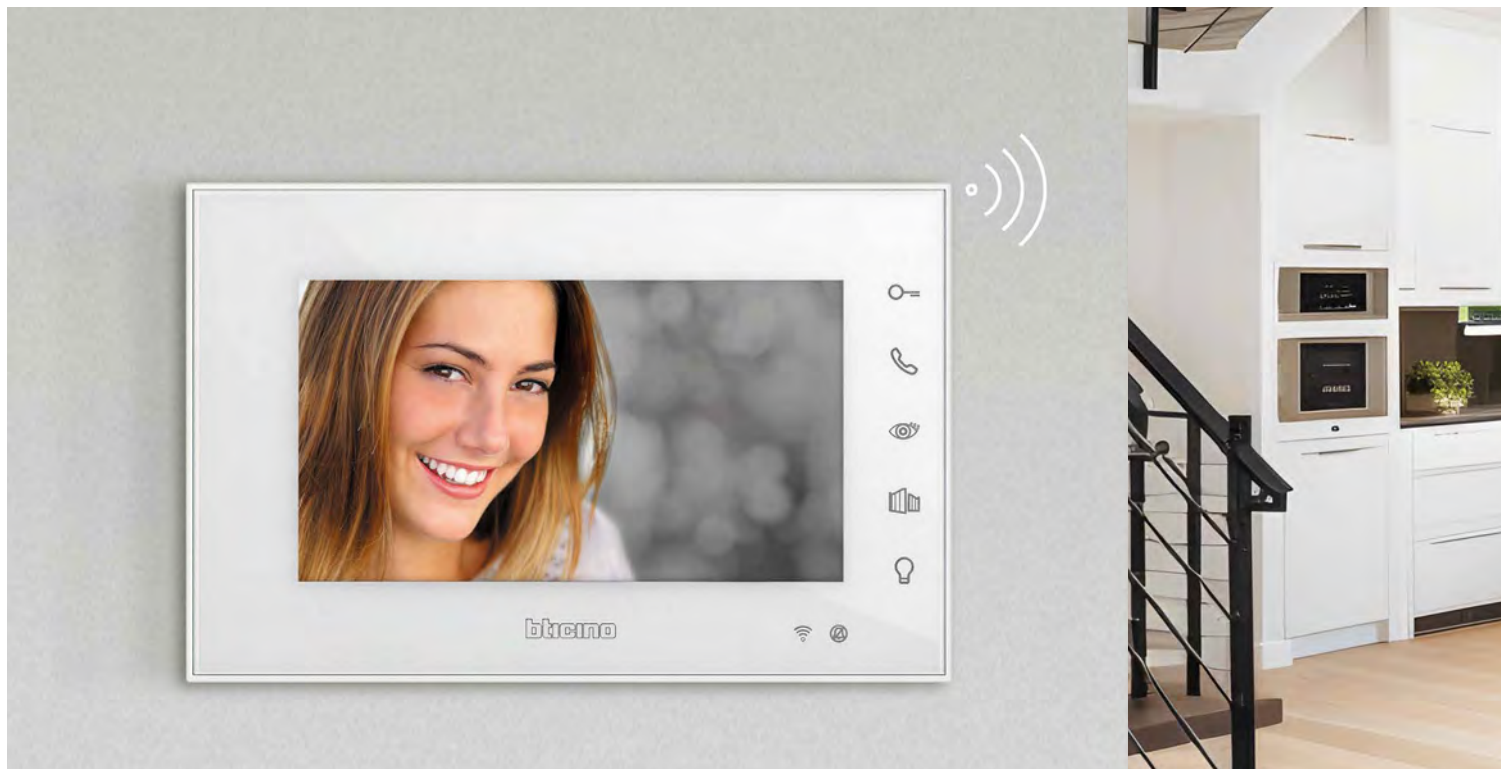


The system conceived for **BIG RESIDENTIAL BUILDINGS** where IP cabling is required.



- larger buildings and complexes
- high performances
- long distances and high number of apartments
- integrated security functions

# EASYKIT



## Main features:

- Easy, simple and quick installation
- SMART Wifi connected solution for your security
- 2 non-polarized wires for an error-proof connection
- Practical and functional: hands-free solutions enabling dialogue while moving freely
- High-resistant, waterproof metal entrance panels
- One family installation. Easy switch to two families by adding the additional internal unit
- Expandability with additional internal units, entrance panel and CCTV camera.

### EASYKIT

"very simple" solutions



#### Hands-free video kits comprising:

- a wall-mounting metal entrance panel (rainshield included) equipped with a colour camera and a LED lamp for the illumination of the field of view.
- a video colour display internal unit (plug-in power supply included).





CONNECTED  
VERSION



CAMERA  
INTEGRATION



PLUG-IN OR DIN  
POWER SUPPLY



EXPANDABLE



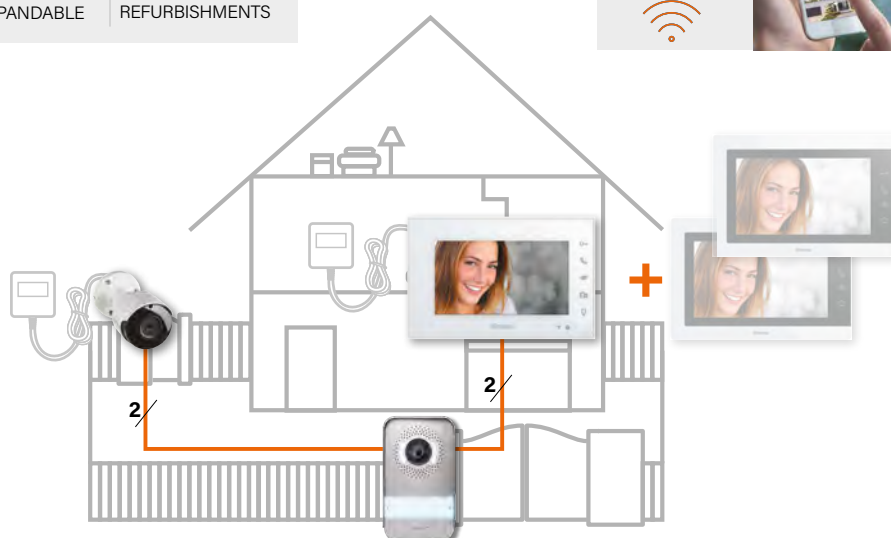
IDEAL FOR  
REFURBISHMENTS



Wifi



- **Easy** installation
- **Expandability** with additional internal units, entrance panel and CCTV camera
- **Connected Wifi** solution available
- **Door lock** release key and **intercom** functions
- **Plug-in** and **DIN** power supply



# EASYKIT

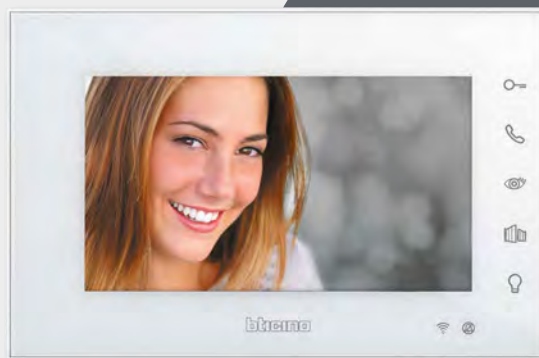
## 2 wires

## EASYKIT Wifi

Smart solution  
for your security



Home + Security



Wifi







Answer the calls,  
activate the electrical door locks,  
activate the cameras and display  
the timeline of the events

Manage up to 20 homes  
with your single account



Home + Security



### Incoming call

Receive notification  
when someone  
is calling

### See who's calling

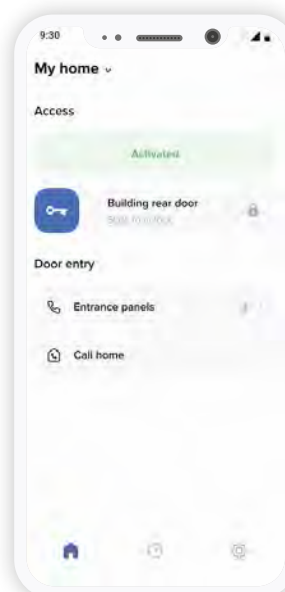
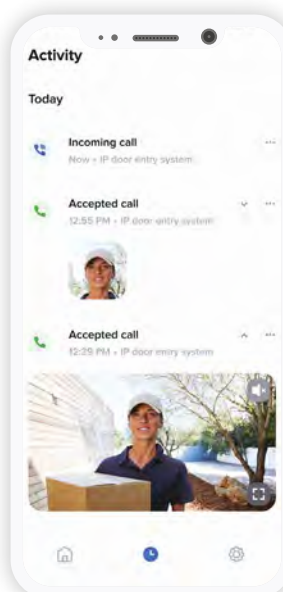
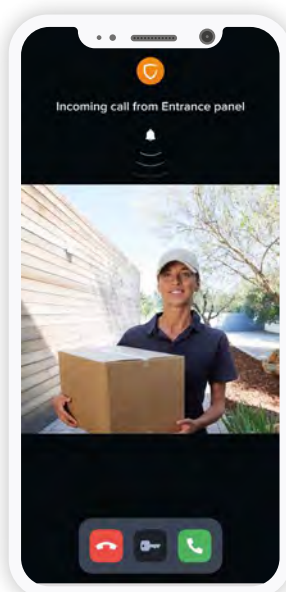
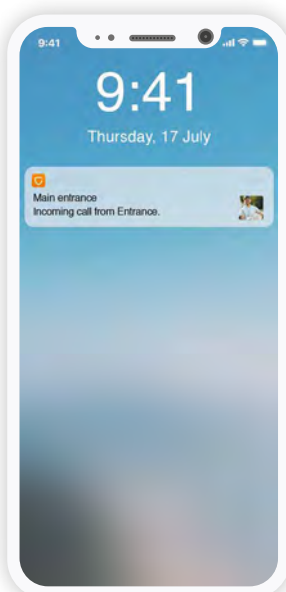
Answer the call and  
open the gate for  
the courier

### Check the events

Check who called you  
and if they left you  
a message

### Quick actions

- Activate the electrical door locks
- Activate the timed staircase lights
- Call home / Intercom
- Activate the cameras



Security enhancement with integration of Netatmo devices

# Video door entry system and security. Together.


## Video door entry system



### Main entrance

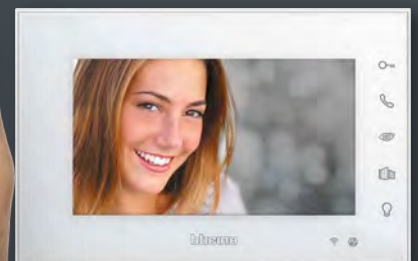
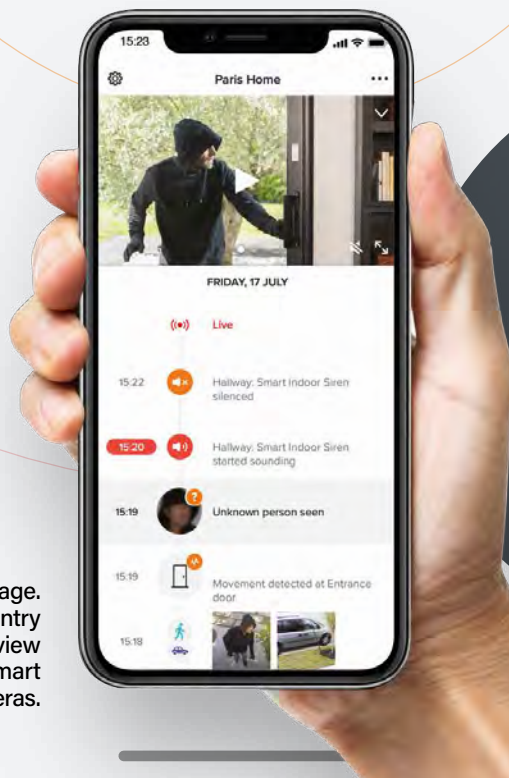
Incoming entrance call.

## Security



### Secondary entrance and interiors

Smart Outdoor Camera with Siren and movement detection. Smart Indoor Camera with face recognition.



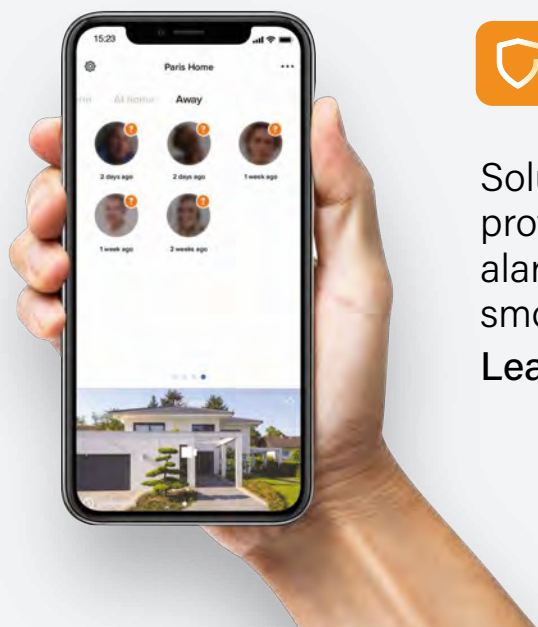
A single App with an intuitive home page. It allows you to answer video door entry calls, activate the door lock and view images from Netatmo smart outdoor and indoor cameras.





**Professional opportunity:** offer your services as an installer of simple smart security systems.

**Business opportunities:** access to a catalogue of smart and easy-to-install security devices.



**Home + Security**  
The best App for a safe home.

Solutions for a smart and complete protection of your home: security cameras, alarms, opening sensors, smoke detector...

**Leave your home without worries.**

WITH  
**Netatmo**

Examples of Netatmo solutions natively integrated in the Home + Security App



Smart Outdoor  
Camera



Smart Outdoor  
Camera with Siren



Smart Indoor  
Camera



Smart Door  
and Window Sensors



Smart Alarm  
System with Camera



Smart Indoor  
Siren



Smart Smoke  
Alarm



Smart Carbon  
Monoxide Alarm

# EASYKIT

2 wires



**ONE**  
FAMILY HOUSE



Existing internal unit



**TWO**  
FAMILY HOUSE



Existing internal unit







You can turn your existing system into a connected one by simply replacing the video internal unit **without structural changes.**



# EASYKIT

## Solutions



### Choose your kit...

#### 7" inch easykit Wifi video kits



- Wifi connectivity
- Management from smartphone via Home + Security app
- 7 Inch colour monitor with soft touch buttons
- White finish
- Double opening (door and gate)
- Light activation
- Integration with Netatmo Smart Cameras and Security devices
- Additional CCTV camera
- Entrance panel can call 2 apartments
- Plug-In or DIN power supply

#### 7" inch easykit plus video kits - mirror effect



- Simple and modern
- 7 Inch colour monitor with soft touch buttons
- Mirror effect design
- Black finish
- Double opening (door and gate)
- Light activation
- Additional CCTV camera
- Entrance panel can call 2 apartments
- Plug-In or DIN power supply

#### 7 inch easykit essential video kits



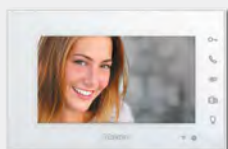
- Practical and essential
- 7 Inch colour monitor with soft touch buttons
- White finish
- Double opening (door and gate)
- Additional CCTV camera
- Entrance panel can call 2 apartments
- Plug-In or DIN power supply



## and expand it

All Easykits can be expanded up to a maximum of 3 internal units and one additional entrance panel or CCTV camera for each apartment. Only one easy kit connected per home can be installed.

### 7 Inch Wifi additional internal units



Plug-In or DIN  
Power supply

### 7 Inch Plus additional internal units



Plug-In or DIN  
Power supply

### 7 Inch Essential additional internal units



Plug-In or DIN  
Power supply

### Additional entrance panel additional camera



#### ENTRANCE PANEL durable aluminium finishing

- Practical 2-wires installation
- Weatherproof (IP54)
- Metal protective rainshield
- IK07 degree of protection
- Wide-angle camera (105°)
- LED light and night vision
- Adaptable for one or two-family houses
- Can be connected to a security camera



# EASYKIT

with PLUG-IN power supply

 **2 WIRES**

## 7" White finish **EASYKIT Wifi with Netatmo**

WITH PLUG-IN POWER SUPPLY

One family two wires colour **EASYKIT Wifi with Netatmo** connected video kit with plug-in power supply and wall mounted entrance panel that can be easily adapted for two family houses. An external CCTV colour camera can be directly connected to the entrance panel. Wifi connected handsfree 7" screen internal unit white finish with European Plug-In power supply included. The system can be expanded up to 3 traditional handsfree internal units. Thanks to the Wifi connection, you can associate the video internal unit to the HOME + SECURITY App (available for Android and iOS).

You can manage by the App the main video internal unit functions (receiving calls, opening the door lock, view the cameras). Through the same App, it is also possible to manage the products of the Netatmo security range (outdoor and indoor cameras, door and window sensors, indoor siren and smoke detector). This allows you to quickly and easily create a Smart security system.



## 7" Mirror black finish **EASYKIT Plus**

WITH PLUG-IN POWER SUPPLY

One family two wires colour **EASYKIT Plus** video kit with plug-in power supply and wall mounted entrance panel that can be easily adapted for two family houses.

An external CCTV colour camera can be directly connected to the entrance panel. Handsfree 7" screen internal unit black finish mirror effect, with touch control commands for main functions and European Plug-In power supply included. The system can be expanded up to 3 traditional handsfree internal units.



## 7" White finish **EASYKIT Essential**





WITH PLUG-IN POWER SUPPLY


One family two wires colour **EASYKIT Essential** video kit with plug-in power supply and wall mounted entrance panel that can be easily adapted for two family houses.

An external CCTV colour camera can be directly connected to the entrance panel. Handsfree 7" screen internal unit white finish with touch control commands for main functions and European Plug-In power supply included. The system can be expanded up to 3 traditional handsfree internal units.





Plug-In PWS (included)	EASYKIT Wifi with Netatmo	EASYKIT Plus	EASYKIT Essential
European standard 	<b>BT-310913</b> 7 inch white finish screen <b>WIFI WITH NETATMO KIT</b>	<b>BT-318913</b> 7 inch black finish screen <b>PLUS KIT</b>	<b>BT-317913</b> 7 inch white finish screen <b>ESSENTIAL KIT</b>
	<b>BT-335253</b> 7 inch white finish <b>ADDITIONAL WIFI WITH NETATMO INTERNAL UNIT</b>	<b>BT-334253</b> 7 inch black finish <b>ADDITIONAL PLUS INTERNAL UNIT</b>	<b>BT-333253</b> 7 inch white finish <b>ADDITIONAL ESSENTIAL INTERNAL UNIT</b>
Video colour entrance panel 	<b>BT-331860</b> (Additional colour entrance panel with rainshield)		
Additional External camera 	<b>BT-391441</b> (European standard PLUG Colour external camera)		
Spare part Power supply 	<b>BT-SP101</b> (Spare part plug-in power supply)		



**NOTE:** internal units are all compatible. As additional internal unit you can use any of the range.

BTICINO BRAND KITS

EASYKIT

with plug-in power supply



BT-310913



BT-318913



BT-317913



BT-335253



BT-334253



BT-333253

Item	7" White finish EASYKIT Wifi with plug-in power supply
BT-310913	<p>One family two wires colour <b>EASYKIT Wifi connected video kit with plug-in power supply and wall mounted entrance panel.</b> Metal finish entrance panel with rainshield, colour wide angle camera and LED for the night illumination of the field of view. Entrance panel can be easily adapted for two family houses. An external CCTV colour camera can be directly connected to the entrance panel.</p> <p>Wifi connected handsfree 7" screen internal unit white finish with European PLUG-IN std power supply included. The system can be expanded up to 3 traditional handsfree internal units.</p> <p>Thanks to the Wifi connection, you can associate the video internal unit to the Home + Security App (available for Android and iOS). You can manage by the App the main video internal unit functions (receiving calls, opening the door lock, view the cameras). Through the same App, it is also possible to manage the products of the Netatmo security range (outdoor and indoor cameras, door and window sensors, indoor siren and smoke detector). This allows you to quickly and easily create a Smart security system.</p>
	<b>Additional video internal units</b>
BT-335253	<p><b>Additional EASYKIT Wifi connected handsfree 7" screen internal unit white finish</b> with EU standard plug-in power supply included. Touch control commands for main functions. Wall mounting installation. Thanks to the Wifi connection, you can associate the video internal unit to the Home + Security App (available for Android and iOS).</p>
BT-334253	<p><b>Additional EASYKIT Plus handsfree 7" screen internal unit black finish mirror effect</b> with EU standard plug-in power supply included. Touch control commands for main functions. Wall mounting installation.</p>
BT-333253	<p><b>Additional handsfree 7" EASYKIT Essential screen internal unit white finish</b> with EU standard plug-in power supply included. Touch control commands for main functions. Wall mounting installation.</p>

Item	7" Mirror black finish EASYKIT Plus with plug-in power supply
BT-318913	<p>One family two wires colour <b>EASYKIT Plus video kit with plug-in power supply and wall mounted entrance panel.</b> Metal finish entrance panel with rainshield, colour wide angle camera and LED for the night illumination of the field of view. Entrance panel can be easily adapted for two family houses. An external CCTV colour camera can be directly connected to the entrance panel.</p> <p>Handsfree 7" screen internal unit black finish mirror effect, with touch control commands for main functions and European PLUG-IN std power supply included. The system can be expanded up to 6 internal units (3 per entrance panel) and up to 2 entrance panels.</p>
BT-317913	<p><b>7" Mirror black finish EASYKIT Essential with plug-in power supply</b></p> <p>One family two wires colour <b>EASYKIT Essential video kit with plug-in power supply and wall mounted entrance panel.</b> Metal finish entrance panel with rainshield, colour wide angle camera and LED for the night illumination of the field of view. Entrance panel can be easily adapted for two family houses. An external CCTV colour camera can be directly connected to the entrance panel.</p> <p>Handsfree 7" screen internal unit white finish with touch control commands for main functions and European PLUG-IN std power supply included. The system can be expanded up to 6 internal units (3 per entrance panel) and up to 2 entrance panels.</p>



## EASYKIT

with plug-in power supply



BT-331860



BT-391441



BT-SP101

**Item Additional video entrance panel with rainshield**

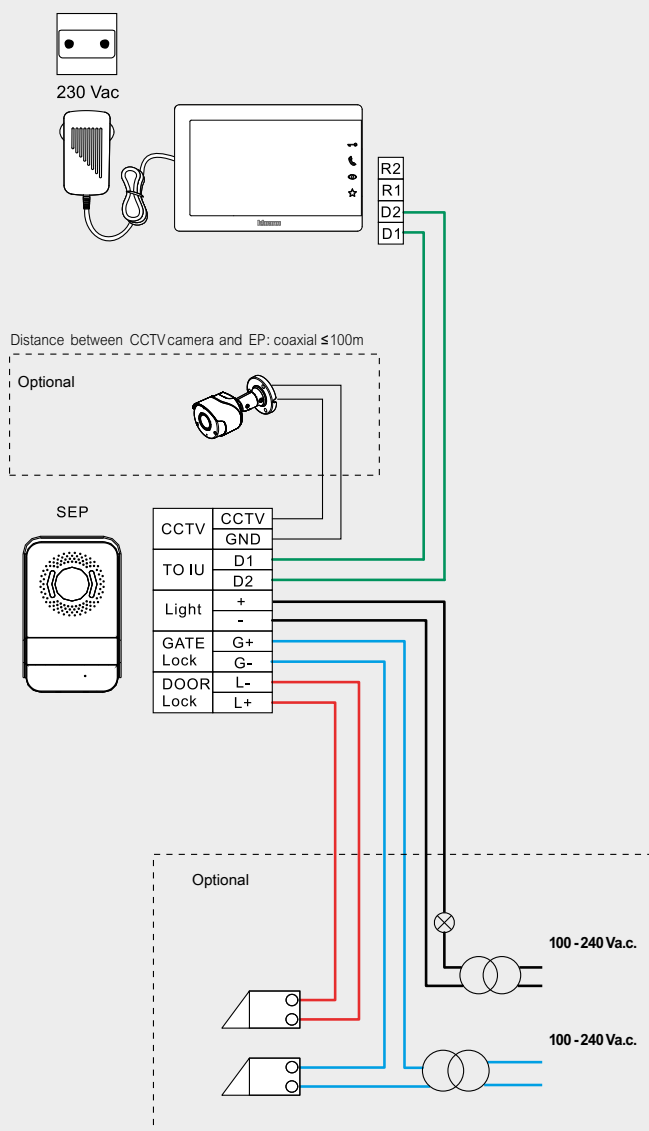
**BT-331860** Additional video colour entrance panel with rainshield. Wide angle colour camera (105°). IP54 Protection degree.

**Additional external camera**

**BT-391441** Additional external colour camera with coaxial video output, metal case and 3.6 mm fixed lens. Night vision. Power supply 100-240 Vac / 50-60 Hz (12 VDC Plug-in power supply with EU standard socket supplied). Degree of protection IP66 – degree of robustness IK07. Can be connected directly to the entrance panel.

**Plug-In power supply**

**BT-SP101** Plug-In power supply with EU Standard plug. Nominal input voltage : 110 - 240 Vac @ 50/60 Hz. Output: 30 Vdc - 1 A. Integrated fuse on PRI side (F1 T2A 250 V).

**Wiring diagram example**




## 7" White finish **EASYKIT Wifi with Netatmo**

WITH DIN POWER SUPPLY

One family two wires colour **EASYKIT Wifi with Netatmo** connected video kit with 2-DIN modules power supply and wall mounted entrance panel that can be easily adapted for two family houses. An external CCTV colour camera can be directly connected to the entrance panel. Wifi connected handsfree 7" screen internal unit white finish. The system can be expanded up to 3 traditional handsfree internal units. Thanks to the Wifi connection, you can associate the video internal unit to the HOME + SECURITY App (available for Android and iOS). You can manage by the App the main video internal unit functions (receiving calls, opening the door lock, view the cameras). Through the same App, it is also possible to manage the products of the Netatmo security range (outdoor and indoor cameras, door and window sensors, indoor siren and smoke detector). This allows you to quickly and easily create a Smart security system.



## 7" Mirror black finish **EASYKIT Plus**

WITH DIN POWER SUPPLY

One family two wires colour **EASYKIT Plus** video kit with 2-DIN modules power supply and wall mounted entrance panel that can be easily adapted for two family houses. An external CCTV colour camera can be directly connected to the entrance panel. Handsfree 7" screen internal unit black finish mirror effect, with touch control commands for main functions. The system can be expanded up to 3 traditional handsfree internal units.



## 7" White finish **EASYKIT Essential**

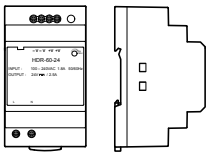



WITH DIN POWER SUPPLY


One family two wires colour **EASYKIT Essential** video kit with 2-DIN modules power supply and wall mounted entrance panel that can be easily adapted for two family houses. An external CCTV colour camera can be directly connected to the entrance panel. Handsfree 7" screen internal unit white finish with touch control commands for main functions. The system can be expanded up to 3 traditional handsfree internal units.







DIN PWS (included)	EASYKIT Wifi with Netatmo	EASYKIT Plus	EASYKIT Essential
	<b>BT-310914</b> 7" inch white finish screen <b>WIFI WITH NETATMO KIT</b>	<b>BT-318914</b> 7" inch black finish screen <b>PLUS KIT</b>	<b>BT-317914</b> 7" inch white finish screen <b>ESSENTIAL KIT</b>
	<b>BT-335254</b> 7" inch white finish <b>ADDITIONAL WIFI WITH NETATMO INTERNAL UNIT</b>	<b>BT-334254</b> 7" inch black finish <b>ADDITIONAL PLUS INTERNAL UNIT</b>	<b>BT-333254</b> 7" inch white finish <b>ADDITIONAL ESSENTIAL INTERNAL UNIT</b>
<b>Video colour entrance panel</b> 	<b>BT-331860</b> (Additional colour entrance panel with rainshield)		
<b>Additional External camera</b> 	<b>BT-391441</b> (European standard PLUG Colour external camera)		
<b>Spare part Power supply</b> 	<b>BT-SP102</b> (2-DIN Spare part power supply)		



**NOTE:** internal units are all compatible. As additional internal unit you can use any of the range.

BTICINO BRAND KITS

EASYKIT

with din power supply



BT-310914



BT-318914



BT-317914



BT-335254



BT-334254



BT-333254

Item	7" White finish EASYKIT Wifi with DIN power supply
BT-310914	One family two wires colour <b>EASYKIT Wifi connected video kit with DIN power supply and wall mounted entrance panel.</b> Metal finish entrance panel with rainshield, colour wide angle camera and LED for the night illumination of the field of view. Entrance panel can be easily adapted for two family houses. An external CCTV colour camera can be directly connected to the entrance panel. Wifi connected handsfree 7" screen internal unit white finish with 2 DIN modules power supply included. The system can be expanded up to 3 traditional handsfree internal units. Thanks to the Wifi connection, you can associate the video internal unit to the Home + Security App (available for Android and iOS). You can manage by the App the main video internal unit functions (receiving calls, opening the door lock, view the cameras). Through the same App, it is also possible to manage the products of the Netatmo security range (outdoor and indoor cameras, door and window sensors, indoor siren and smoke detector). This allows you to quickly and easily create a Smart security system.
	<b>Additional video internal units</b>
BT-335254	<b>Additional EASYKIT Wifi connected handsfree 7" screen internal unit in white finish.</b> Touch control commands for main functions. Wall mounting installation. Thanks to the Wifi connection, you can associate the video internal unit to the Home + Security App (available for Android and iOS).
BT-334254	<b>Additional EASYKIT Plus handsfree 7" screen internal unit black finish mirror effect.</b> Touch control commands for main functions. Wall mounting installation.
BT-333254	<b>Additional handsfree 7" EASYKIT Essential screen internal unit white finish.</b> Touch control commands for main functions. Wall mounting installation.

Item	7" Mirror black finish EASYKIT Plus with DIN power supply
BT-318914	One family two wires colour <b>EASYKIT Plus video kit with DIN power supply and wall mounted entrance panel.</b> Metal finish entrance panel with rainshield, colour wide angle camera and LED for the night illumination of the field of view. Entrance panel can be easily adapted for two family houses. An external CCTV colour camera can be directly connected to the entrance panel. Handsfree 7" screen internal unit black finish mirror effect, with touch control commands for main functions and DIN power supply included. The system can be expanded up to 6 internal units (3 per entrance panel) and up to 2 entrance panels.
BT-317914	<b>7" Mirror black finish EASYKIT Essential with DIN power supply</b> One family two wires colour <b>EASYKIT Essential video kit with DIN power supply and wall mounted entrance panel.</b> Metal finish entrance panel with rainshield, colour wide angle camera and LED for the night illumination of the field of view. Entrance panel can be easily adapted for two family houses. An external CCTV colour camera can be directly connected to the entrance panel. Handsfree 7" screen internal unit white finish with touch control commands for main functions and DIN power supply included. The system can be expanded up to 6 internal units (3 per entrance panel) and up to 2 entrance panels.



## EASYKIT

with din power supply



BT-331860



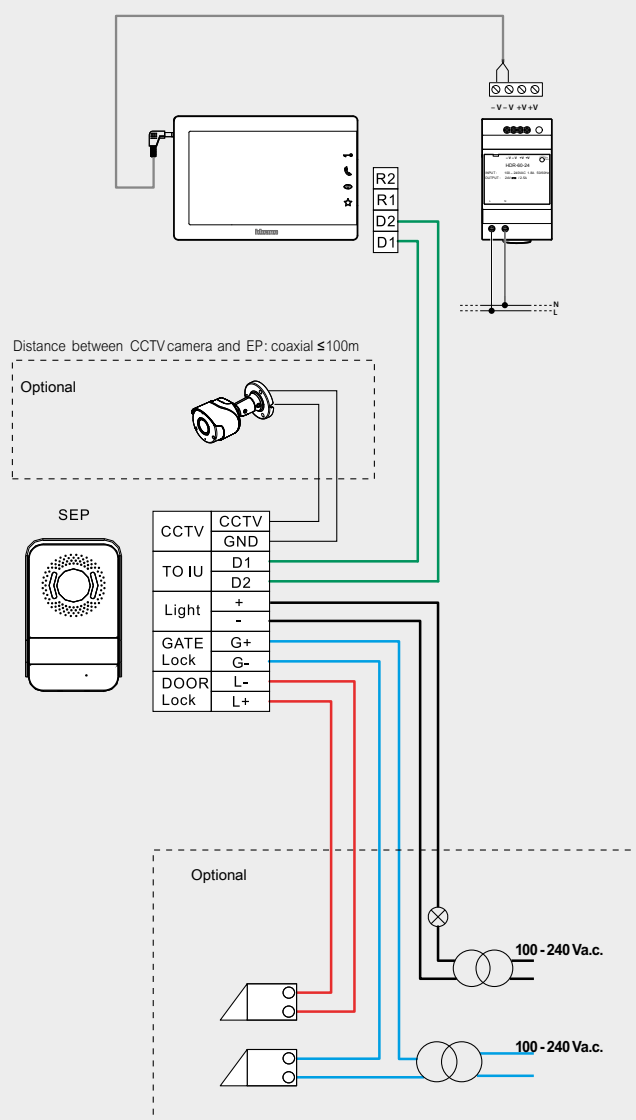
BT-391441



BT-SP102

- |           |   |
|-----------|---|
| Item      | <b>Additional video entrance panel with rainshield</b>  |
| BT-331860 | Additional video colour entrance panel with rainshield. Wide angle colour camera (105°). IP54 Protection degree.  |
| BT-391441 | <b>Additional external camera</b><br>Additional external colour camera with coaxial video output, metal case and 3.6 mm fixed lens. Night vision. Power supply 100-240 Vac / 50-60 Hz (12 VDC Plug-in power supply with EU standard socket supplied). Degree of protection IP66 – degree of robustness IK07. Can be connected directly to the entrance panel. |
| BT-SP102  | <b>DIN power supply</b><br>2 DIN module power supply. Nominal input voltage : 85 - 264 Vac @ 50/60 Hz. Output: 24 Vdc - 2.5 A. It must only be installed indoors and only in switchboards set up for DIN devices. Use an omnipolar switch with separation between the contacts of at least 3 mm positioned near the power supply.                             |

## Wiring diagram example



# Wiring diagram

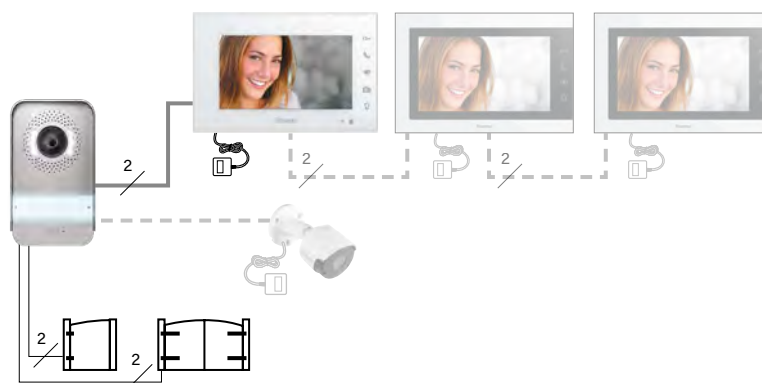
## Examples

### EXAMPLE 1

Single family system with one entrance panel & Plug-in power supply



**ONE**  
FAMILY HOUSE



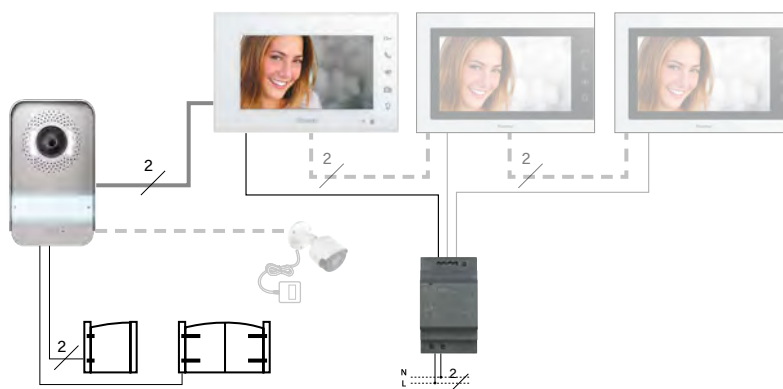
**PLUG-IN power supply**  
(1 power supply for each monitor)

### EXAMPLE 2

Single family system with one entrance panel & DIN power supply



**ONE**  
FAMILY HOUSE



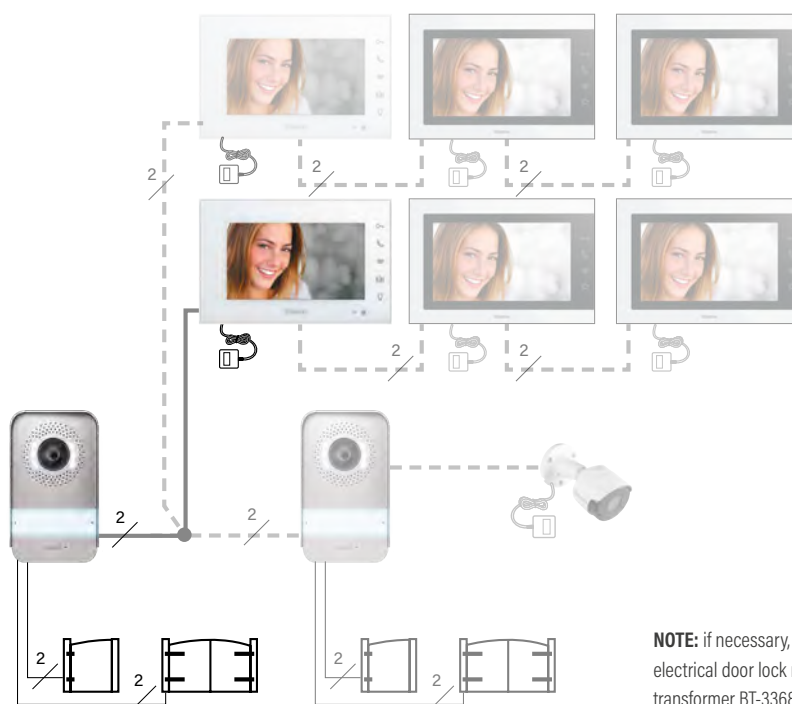
**DIN power supply**  
(1 power supply for the entire system)

**EXAMPLE 3**

Two-family  
system with  
Plug-in power  
supply



**TWO**  
FAMILY HOUSE



**NOTE:** if necessary, to control the electrical door lock release, use DIN transformer BT-336842 (230 Va.c.)



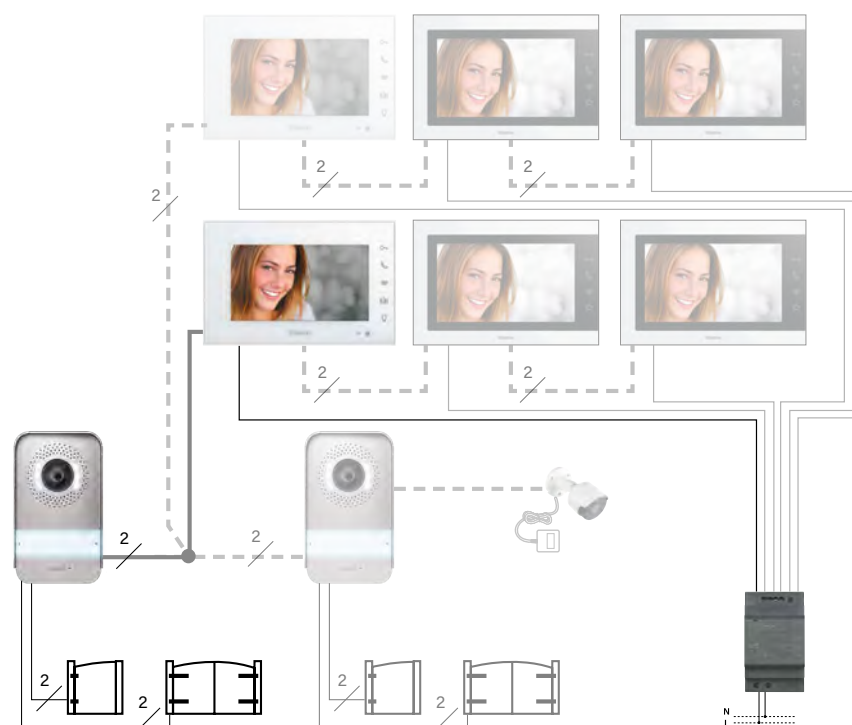
**PLUG-IN power supply**  
(1 power supply for each monitor)

**EXAMPLE 4**

Two-family  
system with DIN  
power supply



**TWO**  
FAMILY HOUSE



**DIN power supply**  
(1 power supply for the entire system)

**NOTE:** if necessary, to control the electrical door lock release, use DIN transformer BT-336842 (230 Va.c.)



# BASIC

## 4 wires



### 7" colour Video Kits

#### 7" HANDS-FREE AND HANDSET VIDEO KITS

One-family 4-wires colour video **hands-free and handset kits**, wall mounted with internal power supply, expandable up to 4 additional internal units and up to 1 additional entrance panel or a CCTV camera, offering the basic door entry system functions: call, intercom, door lock activation, image cycling. Composed of a hands-free or handset internal unit, with a 7" colour display and 12 ringtones, signaling LED and MUTE function; and a discrete Zamak entrance panel with rain-shield, microphone and speaker volume adjustments, colour camera and LED for enhancing lighting in the visual field.



### 4.3" colour Video Kits

#### 4.3" HANDS-FREE AND HANDSET VIDEO KITS

One-family 4-wires colour video **hands-free and handset kits**, wall mounted with internal power supply, expandable up to 4 additional internal units and up to 1 additional entrance panel or a CCTV camera, offering the basic door entry system functions: call, intercom, door lock activation, image cycling. Composed of a hands-free or handset internal unit, with a 4.3" colour display and 12 ringtones, signaling LED and MUTE function; and a discrete Zamak entrance panel with rain-shield, microphone and speaker volume adjustments, colour camera and LED for enhancing lighting in the visual field.



### Handset Audio Kit

One-family 4-wires handset audio kit, wall mounted with internal power supply, expandable up to 4 additional internal units, offering the basic door entry system functions: call, intercom, door lock activation. Composed of a handset audio internal unit, signaling LED and MUTE function; and a discrete Zamak entrance panel with rain-shield, microphone and speaker volume adjustments.





	7" VIDEO KITS	4.3" VIDEO KITS	AUDIO KIT
<b>Kit</b> 	<b>BT-315511</b> (7" Hands-free kit) <b>BT-315411</b> (7" Handset kit)	<b>BT-315311</b> (4.3" Hands-free kit) <b>BT-315211</b> (4.3" Handset kit)	<b>BT-315111</b> (Handset kit)
<b>Additional internal units</b> 	<b>BT-330851</b> (Additional 7" Handsfree internal unit) <b>BT-330751</b> (Additional 7" Handset internal unit)	<b>BT-330651</b> (Additional 4.3" Handsfree internal unit) <b>BT-330551</b> (Additional 4.3" Handset internal unit)	<b>BT-330451</b> (Additional audio handset)
<b>NOTE: All internal units are compatible.</b> <b>You can use any unit from the range as an additional internal unit.</b>			
<b>Additional entrance panels</b> 	<b>BT-330560</b> (Additional video entrance panel with rainshield) <b>BT-330460</b> (Additional audio entrance panel with rainshield) <b>BT-330660</b> (Entrance panel angle bracket accessory)		
<b>Additional external cameras</b> 	<b>BT-391441</b> (Additional external camera - European standard)		

BASIC Kits



BT-315511



BT-315411



BT-315311



BT-315211



BT-315111



Item	7" Video kits
	ONE-FAMILY 4-wires colour video hands-free or handset kit, wall mounted with internal power supply, expandable up to 4 additional Internal Units and up to 1 additional External Panel or an External Camera (NTSC or PAL), offering the following functions: call, intercom, door lock activation, image cycling. Composed of a hands-free or a handset Video Internal Unit, with a 7" colour display and 12 ringtones, signaling LED and MUTE function; and a discrete Zamak Entrance Panel, with rain-shield, microphone and speaker volume adjustments, colour camera and LED for enhancing lighting in the visual field.
BT-315511	7" Hands-free video kit
BT-315411	7" Handset video kit

	4.3" Video kits
	ONE-FAMILY 4-wires colour video hands-free or handset kit, wall mounted with internal power supply, expandable up to 4 additional Internal Units and up to 1 additional External Panel or an External Camera (NTSC or PAL), offering the following functions: call, intercom, door lock activation, image cycling. Composed of a hands-free or a handset Video Internal Unit, with a 4,3" colour display, signaling LED and MUTE function; and a discrete Zamak Entrance Panel, with rain-shield, microphone and speaker volume adjustments, colour camera and LED for enhancing lighting in the visual field.
BT-315311	4.3" Hands-free video kit
BT-315211	4.3" Handset video kit

Item	Audio kit
	ONE-FAMILY 3-wires handset Audio kit, wall mounted with internal power supply, expandable up to 4 additional Internal Units, offering the following functions: call, intercom, door lock activation. Composed of a handset Audio Internal Unit, signaling LED and MUTE function; and a discrete Zamak Entrance Panel with rain-shield, microphone and speaker volume adjustments.
BT-315111	Handset audio kit



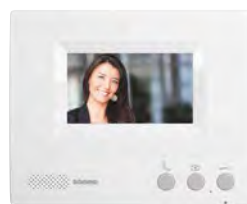
## BASIC Kits



BT-330851



BT-330751



BT-330651



BT-330551



BT-330451



BT-330560



BT-330460



BT-330660



BT-391441

#### Item Additional 7" Video Internal Units

**BT-330851** Colour video hands-free additional Internal Unit, recommended to expand a ONE FAMILY BASIC 4-wires Video Kit, wall mounted with internal power supply, a 7" colour display and 12 ringtones, signaling LED and MUTE function, offering the following functions: call, intercom, door lock activation, image cycling.

**BT-330751** Colour video handset additional internal unit, recommended to expand a ONE FAMILY BASIC 4-wires Video Kit, wall mounted with internal power supply, a 7" colour display and 12 ringtones, signaling LED and MUTE function, offering the following functions: call, intercom, door lock activation, image cycling.

#### Item Additional 4.3" Video Internal Units

**BT-330651** Colour video hands-free additional Internal Unit, recommended to expand a ONE FAMILY BASIC 4-wires Video Kit, wall mounted with internal power supply, a 4,3" colour display and 12 ringtones, signaling LED and MUTE function, offering the following functions: call, intercom, door lock activation, image cycling.

**BT-330551** Colour video handset additional Internal Unit, recommended to expand a ONE FAMILY BASIC 4-wires Video Kit, wall mounted with internal power supply, a 4,3" colour display and 12 ringtones, signaling LED and MUTE function, offering the following functions: call, intercom, door lock activation, image cycling.

#### Item Additional Audio handset Internal Unit

**BT-330451** Audio handset additional Internal Unit, recommended to expand ONE FAMILY BASIC Video or Audio Kit, wall mounted with internal power supply, signaling LED and MUTE function, offering the following functions: call, intercom and door lock activation.

#### Item Additional Video Entrance Panel

**BT-330560** Additional Zamak Entrance Panel, recommended to expand a ONE FAMILY BASIC 4-wires Video Kit, wall mounted with embedded rain-shield, microphone and speaker volume adjustments, colour camera and LED for enhancing lighting in the visual field.

#### Item Additional Audio Entrance Panel

**BT-330460** Additional Zamak Entrance Panel, recommended to expand a ONE FAMILY BASIC Audio or Video Kit, wall mounted with embedded rain-shield, microphone and speaker volume adjustments.

#### Item Angle Bracket accessory

**BT-330660** Accessory for the installation of the External Panels **BT-330560 - BT-330460** to adjust its visual field by a 30°-angle, to the right or to the left.

#### Item Additional External Camera

External colour camera, IP66 Protection Degree, PAL video system, with plug-in power supply included.

**BT-391441** European standard plug version

# Wiring diagram

## Examples

4 WIRES

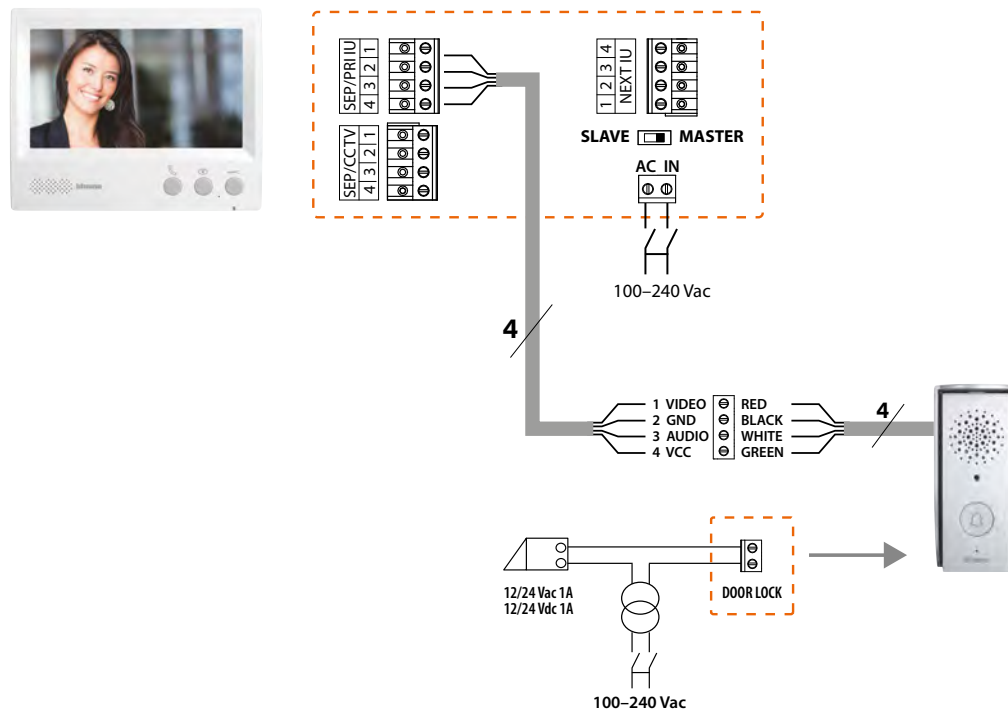


### EXAMPLE 1

Single family  
standard video  
system



ONE  
FAMILY HOUSE

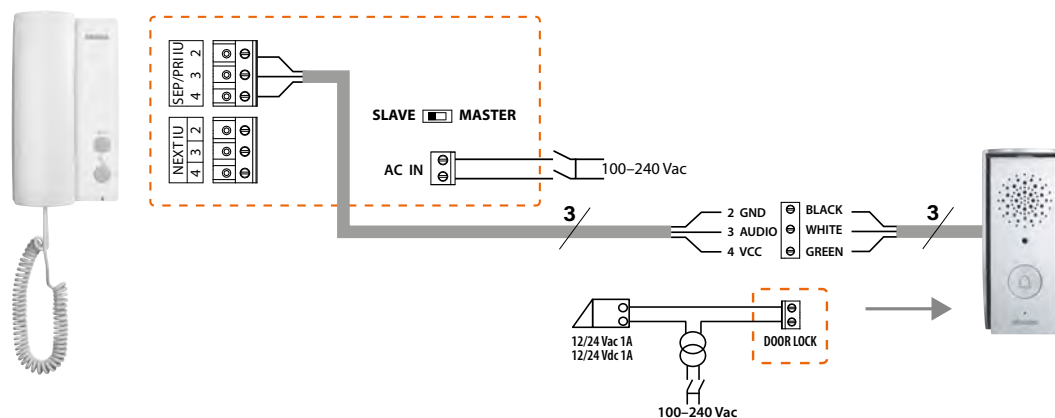


### EXAMPLE 2

Single family  
standard audio  
system




ONE  
FAMILY HOUSE



# PROFESSIONAL KITS



Suitable for villa standard - high level applications



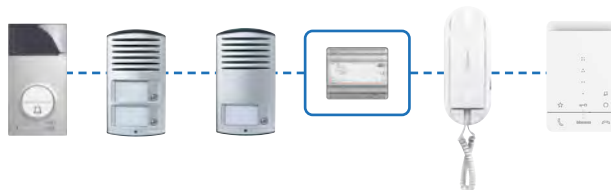
- The 2-wires technology allows maximum flexibility and expandability
- From basic functions to advanced functions such as call redirection on smartphone, video door entry answering machine, Netatmo cameras integration, intercom and door opening with badge
- Modular DIN-rail power supply
- Include a manual with all the technical information required for the installation, connection, features and expansion possibilities.



**EXPANSION**  
Expand these kits with other devices such as additional entrance panels, internal units, cameras, and home automation devices.

**2 WIRES**  
FULL EXPANDIBILITY

**AUDIO  
KITS**



**VIDEO  
KITS**





# Maximum simplicity

The 2-Wires Professional Kits offer unparalleled simplicity and flexibility in installation, making them the perfect choice for both new systems and renovations.

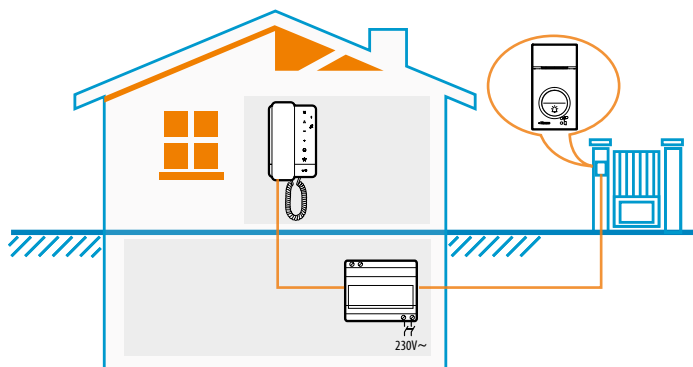
These kits allow for the installation of both audio and video systems using just 2 wires, enabling the use of existing wiring during renovations. Additionally, there is no need to worry about polarity in the connections, which significantly simplifies the installation process.

## LINEA 3000

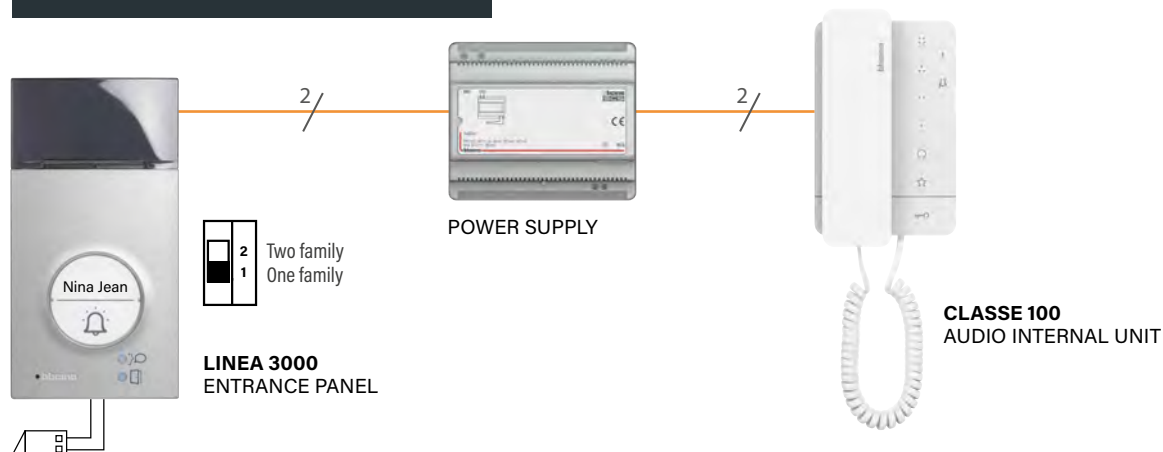
### One family audio Kit - installation example



**ONE**  
FAMILY HOUSE



#### ONE FAMILY AUDIO KIT 364231





VIDEO KIT



AUDIO KIT

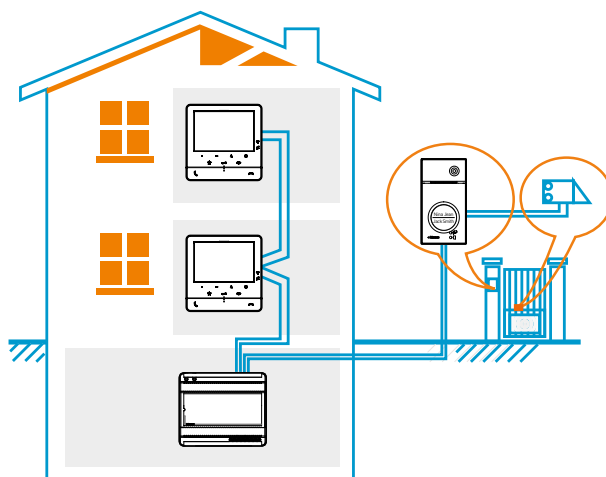
The 2-Wires Kits are fully expandable and designed to meet all installation needs. They are perfectly compatible with the 2 wires system devices, including external pushbutton panels, internal units, video internal units, system accessories, and cameras, allowing for seamless expansion without compromise.

## LINEA 3000

### Two family video Kit - installation example



**TWO**  
FAMILY HOUSE



ADDITIONAL  
INTERNAL UNIT  
**344672**



**CLASSE 100**  
VIDEO INTERNAL UNIT

**ONE FAMILY VIDEO KIT 364612**



2 Two family  
1 One family

**LINEA 3000**  
ENTRANCE PANEL

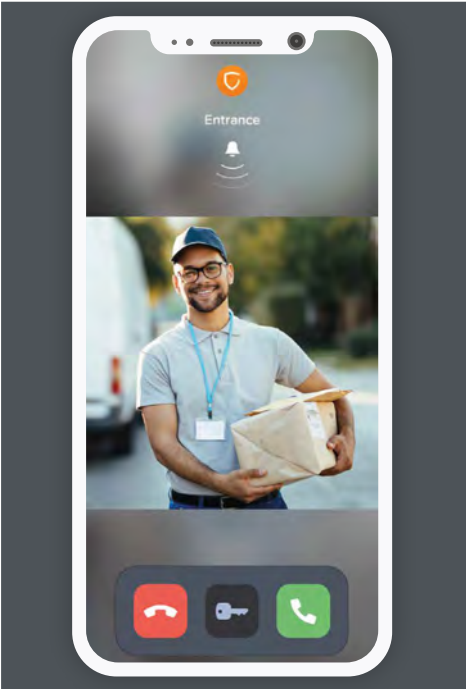
POWER SUPPLY



**CLASSE 100**  
VIDEO INTERNAL UNIT



PROFESSIONAL KITS






## Villa connected video Kits



363915




#### Item CLASSE 300EOS with Netatmo – LINEA 3000 connected video kit

One family handsfree kit with Classe 300EOS with Netatmo handsfree connected video internal unit and LINEA 3000 pushbutton panel in black finish. 2 wires/Wi Fi handsfree connected video internal unit with built in Amazon Alexa voice assistant, 5" vertical touch screen LCD display and video door entry answering machine. It is possible to easily interact with the built in Alexa voice assistant, either using the dedicated capacitive keys or with your voice, and activate several functions, such as the video door entry functions, Smart Home, scenarios, reminders etc. Thanks to the Wi Fi connectivity, you can associate the video internal unit to the Home + Security App (available for Android and iOS). The App allows to use the main video internal unit functions (receiving calls, door lock release, display of the event timeline and activation of the entrance panel/camera cycling). With the Home + Security App, it is also possible to manage the products of the Netatmo security range (outdoor and indoor cameras, door and window sensors, indoor siren, smoke detector). This allows you to quickly and easily create a Smart security system. The device also allows to create and manage MyHOME functions, using the wired SCS BUS solution. LINEA 3000 pushbutton panel with black finish zamak front cover, wide angle colour camera and proximity reader and with a kit of coloured key cards and two clear discs for door lock release. Can be wall or flush installed with specific accessories: (350020) flush mounted box and (343063) flush mounted accessory to be purchased separately. Can be fitted with rainshield (343053) to be purchased separately. The pushbutton panel has a protection index IP54 protection index against mechanical impact IK10.

#### 363915 Complete one family kit

(Easy switch to two families system by purchasing an additional internal unit - refer to 2 Wires system internal units range).



**HOME + SECURITY** is the App that allows, through the smartphone, to manage calls locally and remotely of the video door phone or with a simple touch to open the gate, the activation of the cameras, and switching on of the timed lights in the garden. Allows you to activate and view images of Netatmo Smart Outdoor and Indoor Cameras. Setting up the App requires a few steps and thanks to the BTicino Cloud, the remote connection is fully automated and managed with the highest level of security.

Item	Kit composition	Qty
343093	LINEA 3000 pushbutton panel (black finish)	1
344842	CLASSE 300EOS video internal unit (white finish)	1
346050	6 DIN SCS power supply	1
346250	Door lock relay accessory	1
348260	Set of coloured door lock release key cards	1
	Set of door lock release clear discs	1

PROFESSIONAL KITS

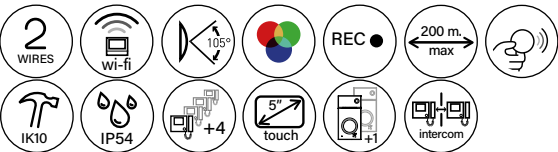
Villa connected video Kits




363926



344884



Item	Classe 300EOS with Netatmo- LINEA 3000 - Connected video Kit
	<p>One-family handsfree kit with Classe 300EOS with Netatmo handsfree connected video internal unit and LINEA 3000 pushbutton panel in black finish. 2 wires/Wi-Fi handsfree connected video internal unit with built-in Amazon Alexa voice assistant, 5" vertical touch screen LCD display and video door entry answering machine. It is possible to easily interact with the built-in Alexa voice assistant, either using the dedicated capacitive keys or with your voice, and activate several functions, such as the video door entry functions, Smart Home, scenarios, reminders etc. Thanks to the Wi-Fi connectivity, you can associate the video internal unit to the Home + Security App (available for Android and iOS). The App allows to use the main video internal unit functions (receiving calls, door lock release, display of the event timeline and activation of the entrance panel/camera cycling). With the Home + Security App, it is also possible to manage the products of the Netatmo security range (outdoor and indoor cameras, door and window sensors, indoor siren, smoke detector). This allows you to quickly and easily create a Smart security system. The device also allows to create and manage MyHOME functions, using the wired SCS BUS solution. LINEA 3000 pushbutton panel with black finish zamak front cover, wide angle colour camera and proximity reader and with a kit of coloured key cards and two clear discs for door lock release. Can be wall or flush installed with specific accessories: (350020) flush mounted box and (343063) flush mounted accessory - to be purchased separately. Can be fitted with rainshield (343053) - to be purchased separately. The pushbutton panel has a protection index IP54- protection index against mechanical impact IK10.</p>
363926	<p><b>Complete one family kit</b> (Easy switch to two families system by purchasing an additional internal unit - refer to 2 Wires system internal units range).</p>



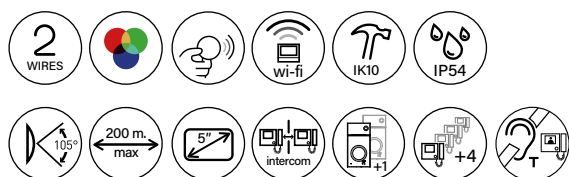
**HOME + SECURITY** is the App that allows, through the smartphone, to manage calls locally and remotely of the video door phone or with a simple touch to open the gate, the activation of the cameras, and switching on of the timed lights in the garden. Allows you to activate and view images of Netatmo Smart Outdoor and Indoor Cameras. Setting up the App requires a few steps and thanks to the BTicino Cloud, the remote connection is fully automated and managed with the highest level of security.

Item	Kit composition	Qty
343093	LINEA 3000 pushbutton panel (black finish)	1
344884	CLASSE 300EOS video internal unit (black finish)	1
346050	6 DIN SCS power supply	1
346250	Door lock relay accessory	1
348260	Set of coloured door lock release key cards	1
	Set of door lock release clear discs	1

# Villa connected video Kits




364614



## Item Classe 100X16E - LINEA 3000 connected video kit

One-family handsfree kit with: Classe 100X16E with Netatmo Wifi video internal unit, handsfree function, inductive loop, 5" LCD display; LINEA 3000 pushbutton panel with zamak front cover, wide angle colour camera, proximity reader and with a set of coloured key cards and two clear discs for door lock release. Can be configured for one-family and two-family installations. Nameplate lit by white LED. Can be wall or flush installed with specific accessories: (350020) flush mounted box and (343061) flush mounted accessory - to be purchased separately. Can be fitted with rainshield (343051)- to be purchased separately. The pushbutton panel has a protection index IP54- protection index against mechanical impact IK10. The video internal unit has 4.3" colour LCD display and Inductive Loop function (to enable use by people wearing hearing aids fitted with T selector). It also has 3 touch keys for the control of the main functions – door lock release, staircase light control and entrance panel activation/scrolling – there are further 4 configurable touch keys that perform different functions – e.g. staircase light control, intercom, additional door lock activation, generic activations. It has a side lever to adjust: colour, brightness and display contrast, audio volume, call tone volume and Wi-Fi configuration. There are call exclusion notification LEDs and Wifi. Also, thanks to the Wifi connection, you can associate the video internal unit to the Home + Security App (available for Android and iOS). Through the Home + Security App it is also possible to manage the products of Netatmo security offer (Outdoor and Indoor cameras, door and window sensors, internal siren and smoke detector). The installation can be made to the wall using the bracket supplied or using table support accessories (2 x 344692) – to be purchased separately. The device, also equipped with the professional studio (office) function, must be configured.



**HOME + SECURITY** is the App that allows, through the smartphone, to manage calls locally and remotely of the video door phone or with a simple touch to open the gate, the activation of the cameras, and switching on of the timed lights in the garden. Allows you to activate and view images of Netatmo Smart Outdoor and Indoor Cameras. Setting up the App requires a few steps and thanks to the BTicino Cloud, the remote connection is fully automated and managed with the highest level of security.

## Kit composition

Item		Qty
343091	LINEA 3000 pushbutton panel (grey finish)	1
344682	CLASSE 100X16E video internal unit	1
346050	6 DIN SCS power supply	1
346250	Door lock relay accessory	1
348260	Set of coloured door lock release key cards	1
	Set of door lock release clear discs	1

## 364614 Complete one family kit

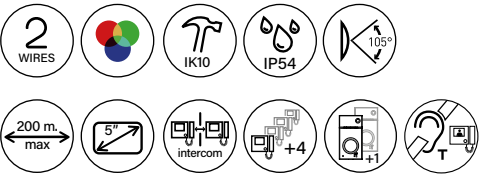
(Easy switch to two families system by purchasing an additional internal unit - refer to 2 Wires system internal units range).



Villa video kits



364612



Item	Classe 100V16E - LINEA 3000 video kit
364612	<p>One-family handsfree kit with CLASSE 100V16E video indoor unit and LINEA 3000 pushbutton panel with zamak front cover and wide angle colour camera. Can be configured for one-family or two-family installations. Nameplate lit by white LED. Can be wall or flush installed with specific accessories: (350020) flush mounted box with (343061) flush mounted accessory - to be purchased separately. Can be fitted with rainshield (343051) - to be purchased separately.</p> <p>The pushbutton panel has a protection index IP54 - protection index against mechanical impact IK10. The video indoor unit has 5" LCD display and Inductive Loop function (to enable use by people wearing hearing aids fitted with T selector). It has 2 physical keys for the control of the main functions – answer and end a call – and has 3 touch keys for the control of the main functions – door lock release, staircase light control and entrance panel activation/scrolling – there are further 4 configurable touch keys that perform different functions – e.g. intercom, additional door lock activation, generic activations. Wall mounted installation with the bracket supplied or table installation with support accessories (2 x 344692) - to be purchased separately.</p> <p>The device also has Professional Studio (Office) function and must be configured.</p> <p><b>Complete one family kit</b></p> <p>(Easy switch to two families system by purchasing an additional internal unit - refer to 2 Wires system internal units range).</p>

Kit composition		Qty
343081	LINEA 3000 Entrance panel (grey finish)	1
344672	CLASSE 100V16E Video internal unit	1
346050	6 DIN System power supply	1
346250	Relay module accessory	1


# Villa video kits



364613



364622



## Item Classe 100V16E - LINEA 2000 video kit

**364613** One-family handsfree video kit consisting of: CLASSE 100V16B video indoor unit, LINEA 2000 pushbutton panel with colour camera and 1 call pushbutton. The push-button panel has a protection index against mechanical impact IK07 and protection index IP54. The video indoor unit has 2 physical keys for the control of the main video door entry functions – answer and end a call – and 3 touch keys that allow the door lock release, the entrance panel activation/scrolling and the customization of a most frequently used quick action – e.g. staircase light control, intercom, additional door lock activation, generic activations. The video indoor unit has a 5" colour LCD display and a side lever to adjust: colour, brightness and display contrast, audio and call tone volume. There is a call exclusion notification LED. Wall mounted installation with the bracket supplied or table installation with support accessories (2 x [344692](#)) - to be purchased separately.

### Kit composition

<a href="#">343031</a>	LINEA 2000 Entrance panel - 1 CALL	Qty	1
<a href="#">344652</a>	CLASSE 100V16B Video internal unit	1	1
<a href="#">346050</a>	6 DIN System power supply	1	1
<a href="#">346250</a>	Relay module accessory	1	1

## Item Classe 100V16B - LINEA 2000 video kit

**364622** Two-families handsfree video kit consisting of: CLASSE 100V16B video indoor units, LINEA 2000 pushbutton panel with colour camera and 2 call pushbuttons. The push-button panel has a protection index against mechanical impact IK07 and protection index IP54. The video indoor units has 2 physical keys for the control of the main video door entry functions – answer and end a call – and 3 touch keys that allow the door lock release, the entrance panel activation/scrolling and the customization of a most frequently used quick action – e.g. staircase light control, intercom, additional door lock activation, generic activations. The video indoor units has a 5" colour LCD display and a side lever to adjust: colour, brightness and display contrast, audio and call tone volume. There is a call exclusion notification LED. Wall mounted installation with the bracket supplied or table installation with support accessories (2 x [344692](#)) - to be purchased separately.

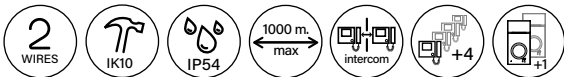
### Kit composition

<a href="#">343032</a>	LINEA 2000 Entrance panel - 2 CALLS	Qty	1
<a href="#">344652</a>	CLASSE 100V16B Video internal unit	2	2
<a href="#">346050</a>	6 DIN System power supply	1	1
<a href="#">346250</a>	Relay module accessory	1	1

Villa audio kits



364232



364231



Item	Classe 100A16E - LINEA 3000 hands free audio kit
364232	One-family handsfree kit with CLASSE 100A16E audio indoor unit and LINEA 3000 pushbutton panel with zamak front cover. Can be configured for one-family or two-family installations. Nameplate lit by white LED. Can be wall or flush installed with specific accessories: (350020) flush mounted box with (343061) flush mounted accessory - to be purchased separately. Can be fitted with rainshield (343051) - to be purchased separately. The pushbutton panel has a protection index IP54 - protection index against mechanical impact IK10. The indoor unit has 2 physical keys for the control of the main door entry functions - answer and end a call - and has 3 touch keys for the control of the main functions - door lock release, staircase light control and entrance panel activation/scrolling - there are further 4 configurable touch keys that perform different functions - e.g. intercom, additional door lock activation, generic activations. Ringtone volume adjustment (with call exclusion) using the appropriate selector. The installation can be made to the wall using the bracket supplied or using table support accessory (1 x 344692) - to be purchased separately. The device also has Professional Studio (Office) function and must be configured.

Kit composition		Qty
343071	LINEA 3000 Audio entrance panel	1
344282	CLASSE 100A16E Audio internal unit	1
346040	6 DIN System power supply	1

Item	Classe 100A16M - LINEA 3000 audio kit with hand set
364231	One-family audio kit with CLASSE 100A16M audio indoor unit and LINEA 3000 pushbutton panel with zamak front cover. Can be configured for one-family or two-family installations. Nameplate lit by white LED. Can be wall or flush installed with specific accessories: (350020) flush mounted box with (343061) flush mounted accessory - to be purchased separately. Can be fitted with rainshield (343051) - to be purchased separately. The pushbutton panel has a protection index IP54 - protection index against mechanical impact IK10. The audio indoor unit has 3 touch keys for the control of the main functions - door lock release, staircase light control and entrance panel activation/scrolling - there are further 4 configurable touch keys that perform different functions - e.g. intercom, additional door lock activation, generic activations. Ringtone volume adjustment (with call exclusion) using the appropriate selector. The installation can be made to the wall using the bracket supplied or using table support accessory (1 x 344692) - to be purchased separately. The device also has Professional Studio (Office) function and must be configured.

Kit composition		Qty
343071	LINEA 3000 Audio entrance panel	1
344292	CLASSE 100A16M Audio internal unit	1
346040	6 DIN System power supply	1



## Villa audio kits



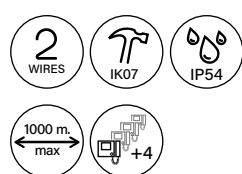
366811



366821



364211



### Item **SPRINT L2 – LINEA 2000 audio handset audio kit**

Audio kit with audio handset SPRINT L2 and LINEA 2000 pushbutton panel. 2 WIRE technology. The audio handset has a door lock release pushbutton and a pushbutton that can be configured for auxiliary functions (staircase light switching on, entrance panel activation, call to the switchboard). Devices suitable for wall mounted installation. Expandable with additional audio handset [344242](#).

[366811](#) Complete one-family kit

[366821](#) Complete two-family kit

#### Kit composition

<a href="#">342911</a>	LINEA 2000 Entrance panel - 1 CALL
<a href="#">342921</a>	LINEA 2000 Entrance panel - 2 CALLS
<a href="#">344232</a>	SPRINT L2 audio handset
<a href="#">346040</a>	6 DIN System power supply

<a href="#">366811</a>	<a href="#">366821</a>
Qty	Qty
1	-
-	1
1	2
1	1

### Item **Audio handsfree - LINEA 2000**

[364211](#) One-family expandable audio kit with audio handsfree internal unit and LINEA 2000 pushbutton panel. The audio internal unit can manage with (1 – 2) pushbuttons on board two independent contacts (24 Vac/dc – 1 A max.) Entrance panel and internal unit are suitable for wall mounted installation. Expansion possibility using the specific additional handsfree internal unit [331650](#)

#### Kit composition

<a href="#">342911</a>	LINEA 2000 Entrance panel - 1 CALL
<a href="#">331650</a>	Audio handsfree internal unit
<a href="#">346040</a>	6 DIN System power supply

Qty
1
1
1

PROFESSIONAL KITS

Analogue Kits

audio Kits

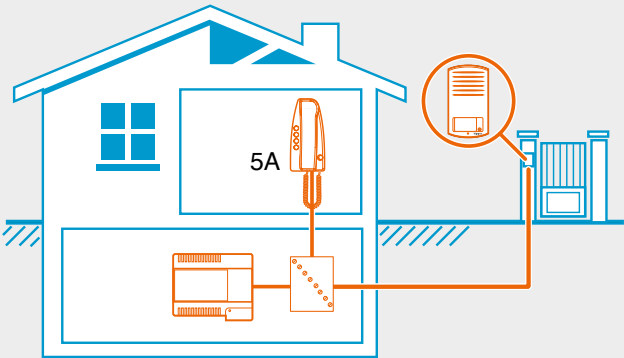


363211

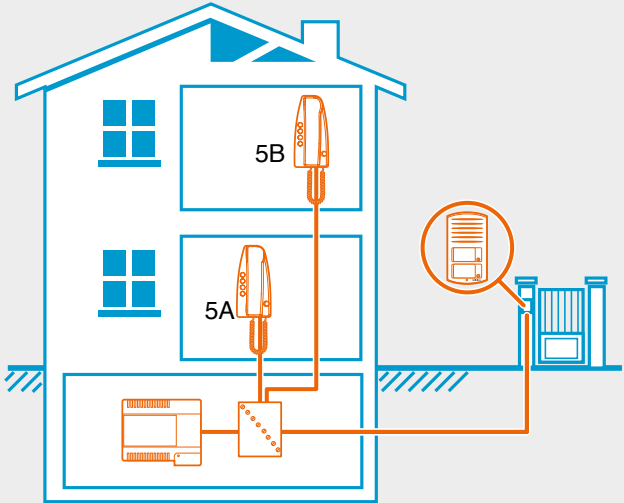


Item	Sprint - LINEA 2000 audio Kit handset audio kit		
	Kit with SPRINT handset and LINEA 2000 pushbutton panel, aluminium finish. Devices suitable for wall mounted installation.		
363211	Complete one-family kit		
363221	Complete two-family kit		
	Kit composition		
		363211	363221
		Qty	Qty
-	LINEA 2000 Entrance panel - 1 CALL	1	-
-	LINEA 2000 Entrance panel - 2 CALLS	-	1
334202	SPRINT Audio handset	1	2
336000	6 DIN System power supply	1	1

One family audio system



Two family audio system



# Analogue Kits

## audio Kits



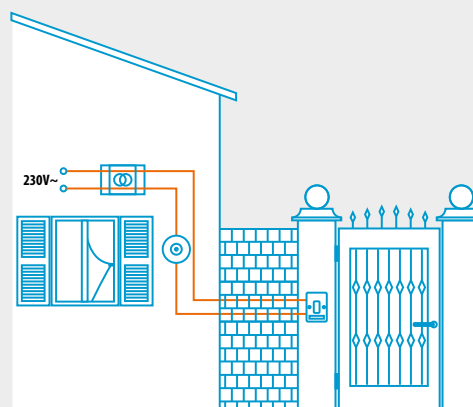
363811



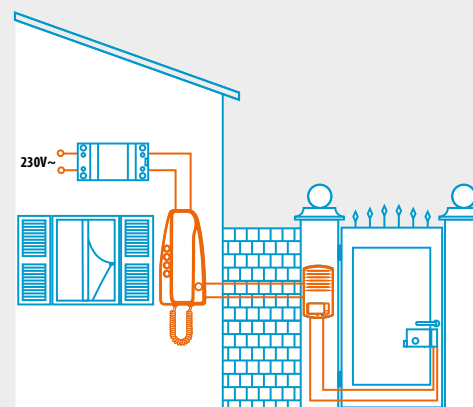
Item	Sprint - LINEA 2000 audio handset kit
363811	One-family kit with SPRINT handset and LINEA 2000 pushbutton panel. Analogue technology with 2 wire connection. Devices suitable for wall mounted installation. Expansion possibility using the specific additional handset 331550

Item	Kit composition	Qty
-	LINEA 2000 Entrance panel	1
-	SPRINT audio handset	1
336842	2 DIN Transformer	1
Accessories		
331550	Specific additional audio handset	

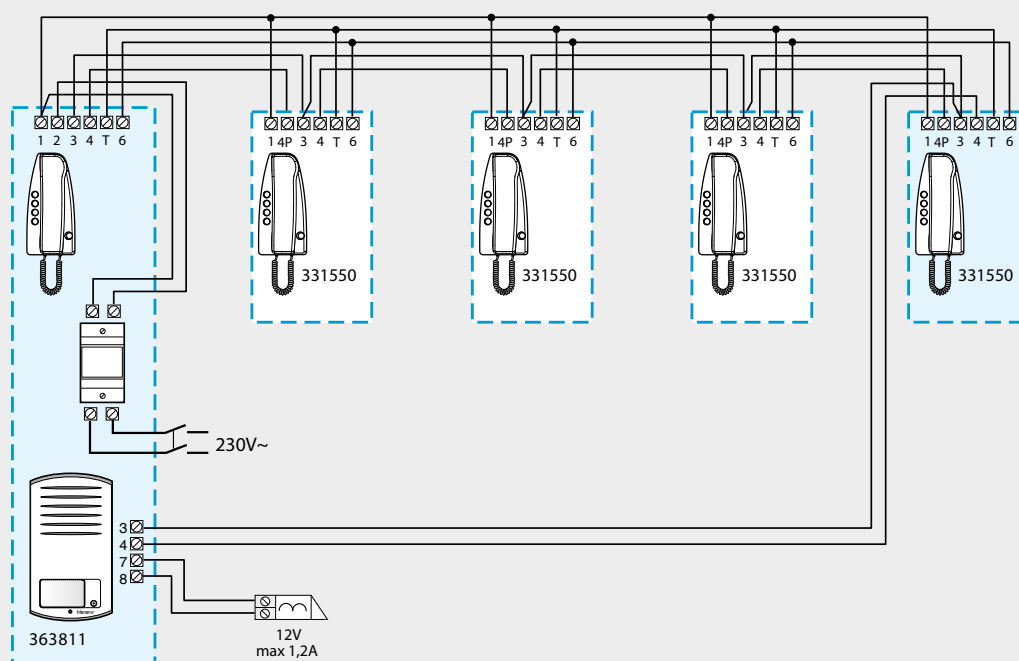
### Old bell system



### New audio system



### Wiring diagram example







# 2 WIRES SYSTEM

The easiest system offer

The **2 WIRES SYSTEM** is the ideal technology for situations where time-saving and ease of installation are essential. With its non-polarized design, the 2 WIRES SYSTEM allows for seamless installation across a variety of setups, ranging from single villas to apartment complexes.

**This technology is particularly suitable, for example, for:**

## Small and medium size system



**THE VILLA**



**THE APARTMENT**

## Renovations



The possibility of using existing cables makes it the ideal solution when refurbishing systems.



Remove the old entrance panel being replaced.



Use the two cables already present to connect the new entrance panel.

In addition to the  
extreme simplicity,  
the system offers

**VERY GOOD  
PERFORMANCE**

### SYSTEM MAIN FEATURES

3900	Apartments
3900	Apartment video entrance panels
39	Risers with independent sound mode
5	Handsets per apartment
600 m	Distance between entrance panel and farthest internal unit



## THE 2 WIRES SYSTEM

offers a wide range of  
entrance panels and  
internal units, to meet all the  
customer needs.




# THE SYSTEM

## Composition

### 2 WIRES

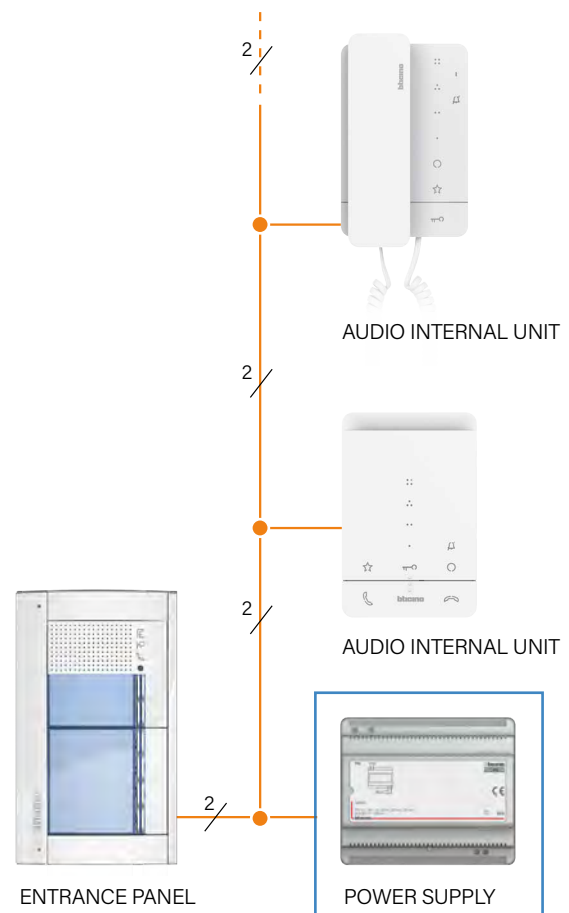
A few accessory devices are needed to make the **2-WIRE systems**, as well as the entrance panels and the internal units and/or video internal units.




- Thanks to the use of accessory devices, additional door locks can be **activated and/or lights switched on**.



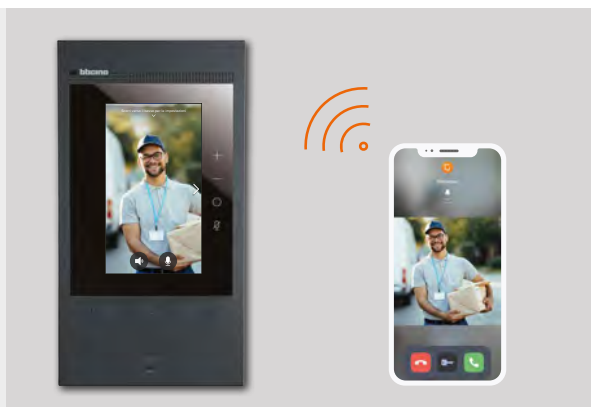
### Audio door entry system







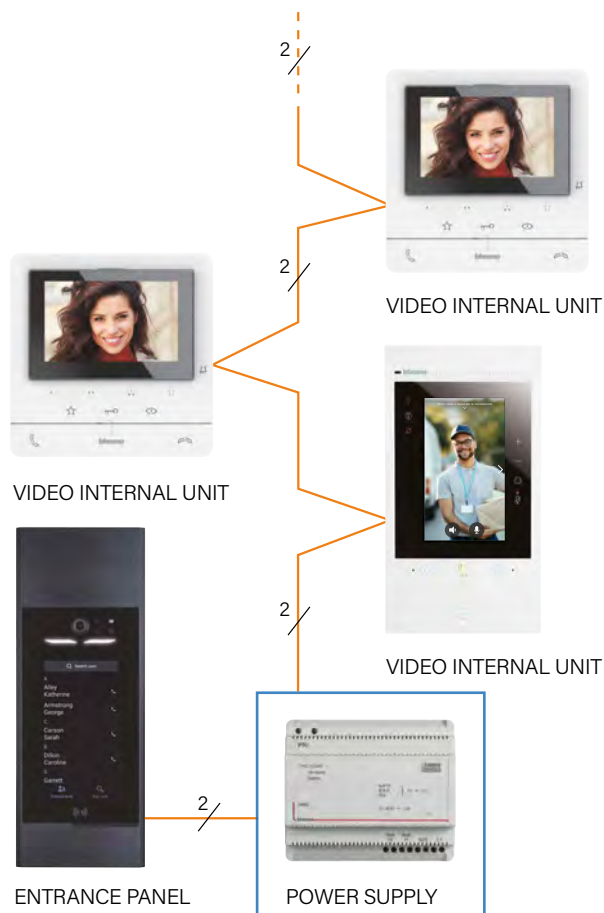
■ In apartment-block systems the switchboard can be used for **the management and centralised supervision** of the apartment-block services.



■ In systems equipped with Classe 300EOS or Classe 100X16E connected internal units, you can **manage your door entry system calls and functions directly from your smartphone** using the dedicated Home Security App. Additionally, the Classe 300EOS model allows for voice control, enhancing your user experience.



## Video door entry system



---

# ENTRANCE PANELS RANGE

LINEA 5000

LINEA SFERA

LINEA 3000


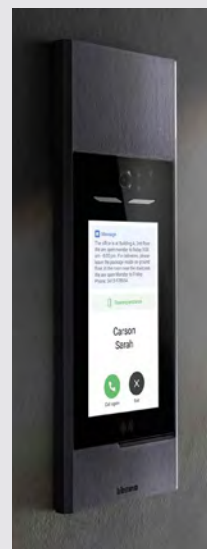
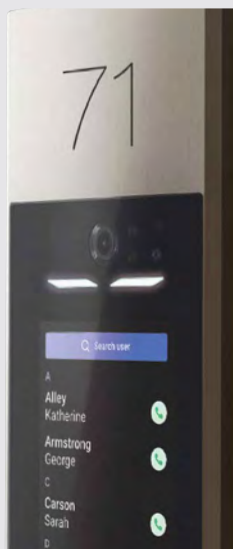
LINEA 2000

LINEA 100

LINEA 300







**LINEA 5000**



**LINEA 3000**



**LINEA 2000**



**LINEA 300**



**LINEA 100**



**SFERA NEW**



**SFERA ROBUR**



## 2 WIRES SYSTEM

### Entrance panels

#### overview and features

	Linea 5000	Linea Sfera New	Linea Sfera Robur	Linea 3000
				
Audio		●	●	●
Colour video	●	●	●	●
Finishes / Colours	Aluminium Nickel Gold Titanium Steel	Allmetal Allwhite Allstreet	Zamak Robur	Zamak grey Zamak black
Wall mounted installation	●	●	●	●
Flush mounted installation	●	●	●	●
Pushbutton call	●	●	●	●
Digital call	●	●	●	
Wide angle camera (1)	●	●	●	●
HQ camera (2)	●	●	●	
Control speech synthesis (3)	●	●	●	
Door lock release with keypad	●	●	●	
Door lock release with key card	●	●	●	●
Rainshield	●	●	●	●
Vandal proof				
Protection index	IP65	IP54	IP54	IP54
Sturdiness index	IK08	Up to IK08	IK10	IK10
Max. number of calls	4000 with digital call	100 with pushbuttons 4000 with digital call	100 with pushbuttons 4000 with digital call	2

(1) Horizontal and vertical wide viewing field. Easy to use for children and differently-abled people.

(2) Wide angle HQ Camera 5 MP. Video signal is transmitted to internal units via PAL encoding on 2-Wires BUS SCS technology.

(3) Inductive loop and control speech synthesis. Use by people wearing hearing aids. Easy to use for visually impaired people.

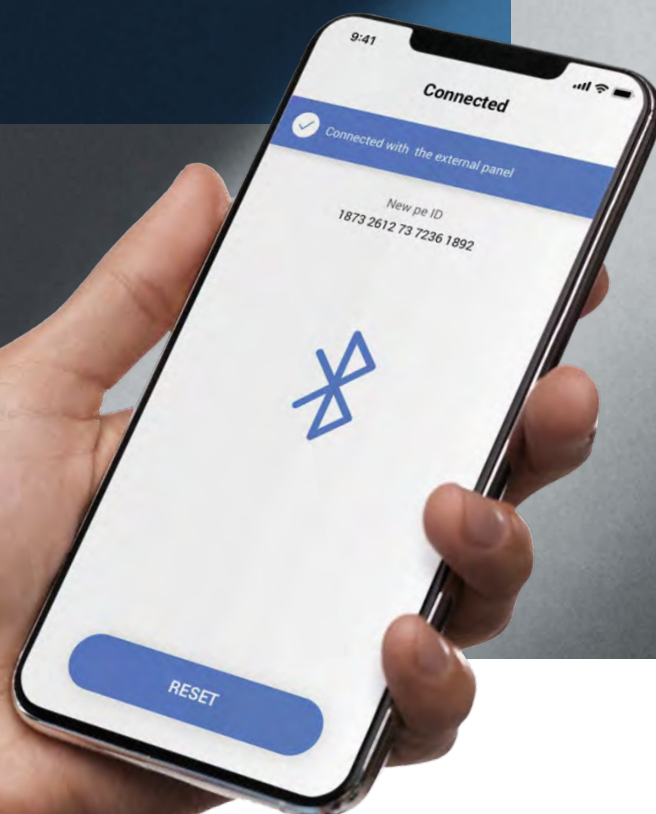
Linea 2000		Linea 300		Linea 100	
					
●				●	
●		●			
Aluminium		Stainless Steel Aluminium		Stainless Steel	
●		●		●	
		●			
●		●		●	
				●	
				●	
		●		●	
IP54		IP54		IP44	
IK07		IK07		IK08	
2 (up to 4 calls - audio version only)		32 with pushbuttons 4000 with digital call		8 with pushbuttons 4000 with digital call	

# Linea 5000

## Digital. Functional. Performing.


**Linea 5000 with Netatmo is the new  
BTicino 2 Wires Smart entrance panel.**

Ideal for the “digitalisation” of multi-family settings, it takes access to modern buildings to the next level. Featuring a large 7” touch screen display, a 5 Megapixel wide angle HQ camera, digital filters and a modern and intuitive graphic interface, it integrates perfectly with contemporary buildings, conveying a feeling of innovation and high quality.





**Access the building in different ways:**



CODE

KEY CARD

SMARTPHONE

In summary, Linea 5000 with Netatmo is a modern, safe and customisable digital experience, ideal for building access control and suitable for any installation situation.



2 WIRES SYSTEM

# Linea 5000

5 exclusive finishes  
to add value to every  
entrance.

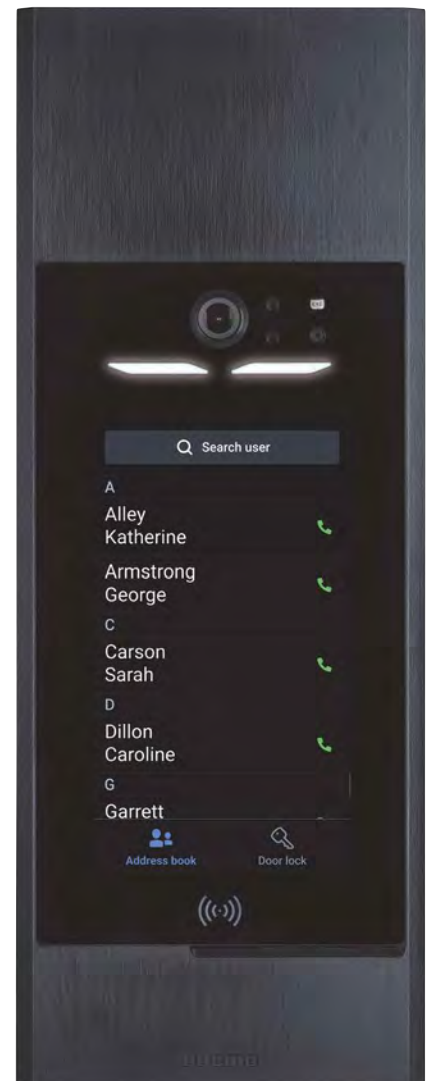
Two finishes in the catalogue.

---

Aluminium



Nickel

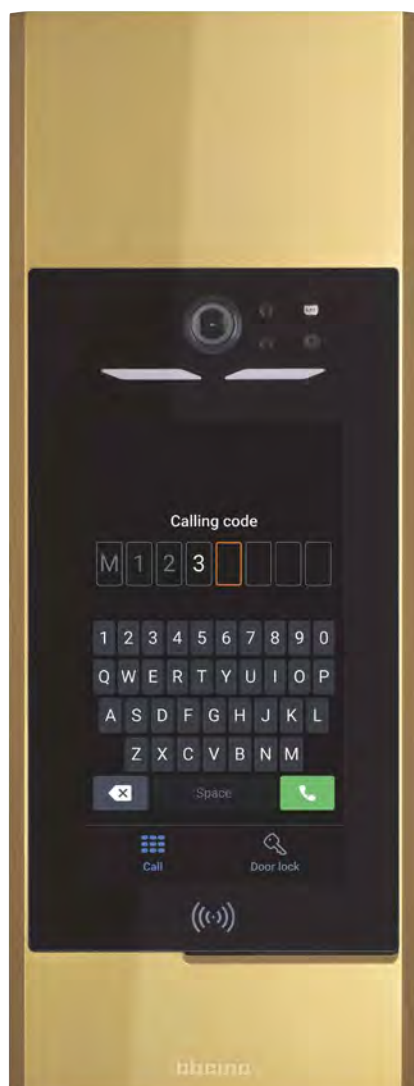


### Find the solution for any room.

With 5 exclusive finishes in 60% recycled aluminium Linea 5000 with Netatmo can be easily adapted to all types of buildings, from contemporary of any size to classic architecture. Linea 5000 expresses robustness and high quality in every colour.

### Three finishes on demand made to order or project.

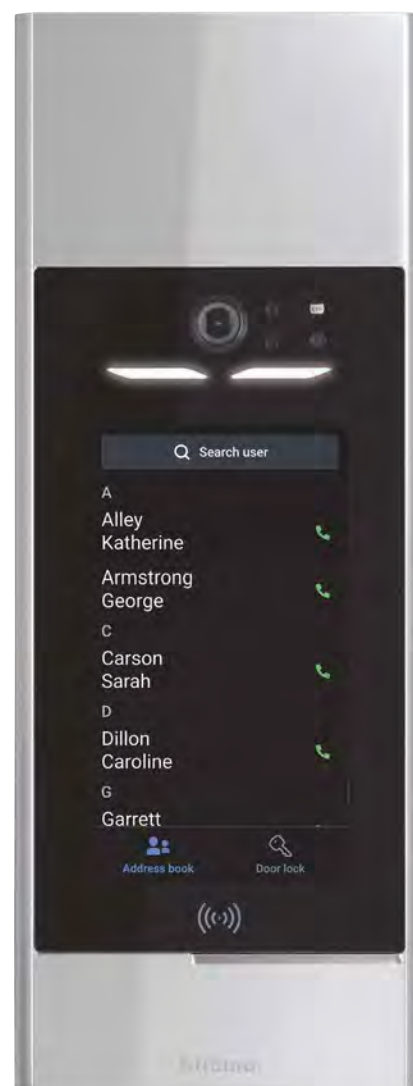
Gold



Titanium




Steel



# Linea 5000

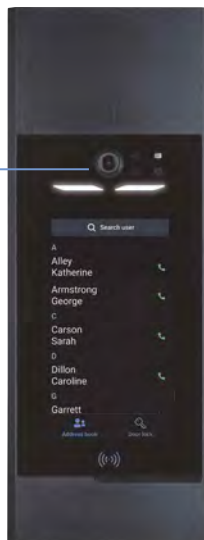
## BTicino 2 Wires technology.

No changes to your working habits.  
Same installation rules as for the 2 wires entrance panels.



Ideal for upgrading existing 2 wires video door entry systems (e.g. systems with Sfera entrance panels or traditional brass pushbutton panels). **Bring your old system to the digital era with the new Linea 5000 with Netatmo.**

Perfectly compatible with all the devices of the BTicino 2 wires video door entry system range: Classe 100 and Classe 300EOS video internal units, power supply units and system accessories.



### Wide angle HQ camera

**Resolution:** 5 Megapixel

**Digital filters**

**Horizontal field of view:** (119°)

**Vertical field of view:** (92°)

NOTE: video signal is transmitted to internal units via PAL encoding on 2-Wires BUS SCS technology.

# Linea 5000 is suitable for all home environments.

With 2 wires technology and the possibility of customising the finish with the desired colour, logo and street number, it guarantees maximum adaptability in any living context.

## Building



## Apartment block



## Villa




## A sustainable approach



### Only active when needed

The proximity and brightness sensors contribute to energy efficiency, as the screen only activates when needed, automatically and only when someone approaches.



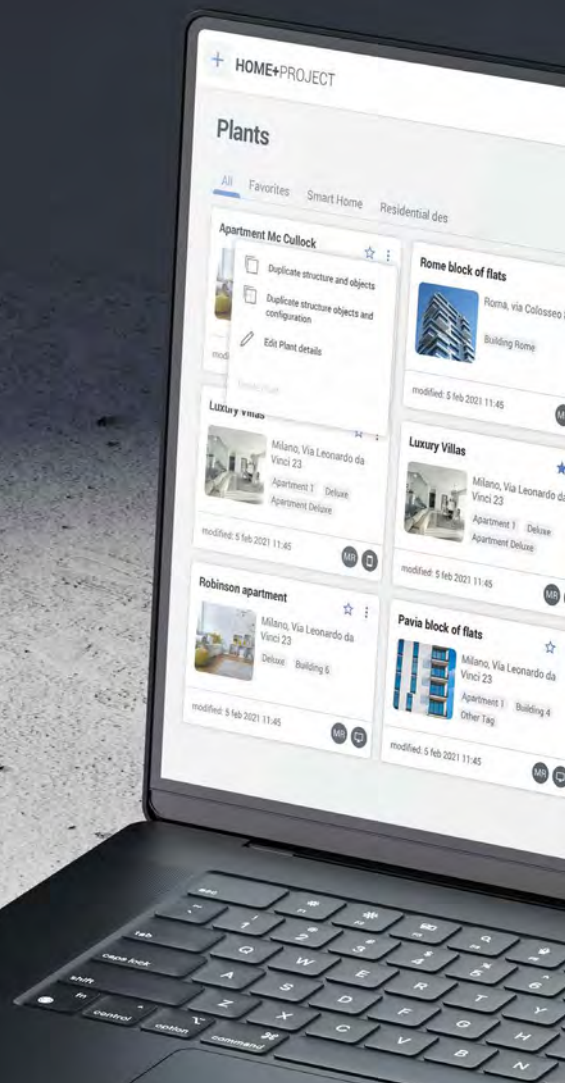
### Recycled aluminium

The fixing frames of the Linea 5000 modules and the finishing frames are made of **60% recycled aluminium**.



# Linea 5000

Configure your system  
with full ease.



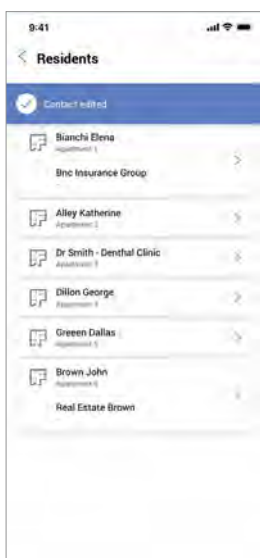
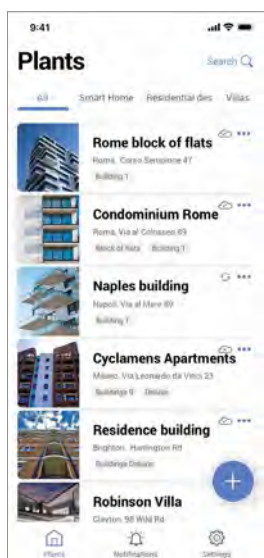
## HOME + PROJECT. To digitally design, configure and customise the video door entry system

HOME + PROJECT - a new work tool for the installer. Available as a web app for Desktop PCs at <https://homeproject.legrand.com> and as a smart device mobile app for on-site configuration. Thanks to the App, creating, configuring, and fine-tuning the system has never been easier. The Web App for desktop allows you to create and configure the entire system directly from the office, with the convenience of importing files containing entire resident directories.



## SMART REPOSITORY

HOME + PROJECT securely stores all your projects, allowing you to easily access your work from anywhere. Forget about searching for codes, local address book directories, and plant information: everything is centralized on H + P. Share your projects with colleagues or administrators quickly and securely, enhancing collaboration and increasing productivity. H + P is the ideal solution to save time and work more efficiently.



## REMOTE ADDRESS BOOK EDITING

This digital tool helps simplify not only the configuration process, but also maintenance and customisation. Modify system parameters, update the address book and download the new entrance panel configuration, either remotely or directly on site via Bluetooth connection.

# Linea 5000

## Total adaptability.

The extensive customisation options, both physical and digital, bring unique freedom of expression. Possibility of customised finishes, with frames in assorted, logo and street number for total adaptability. All this makes Linea 5000 with Netatmo particularly suitable for **meeting the customisation requests from architects, design studios, real estate developers and customers.**

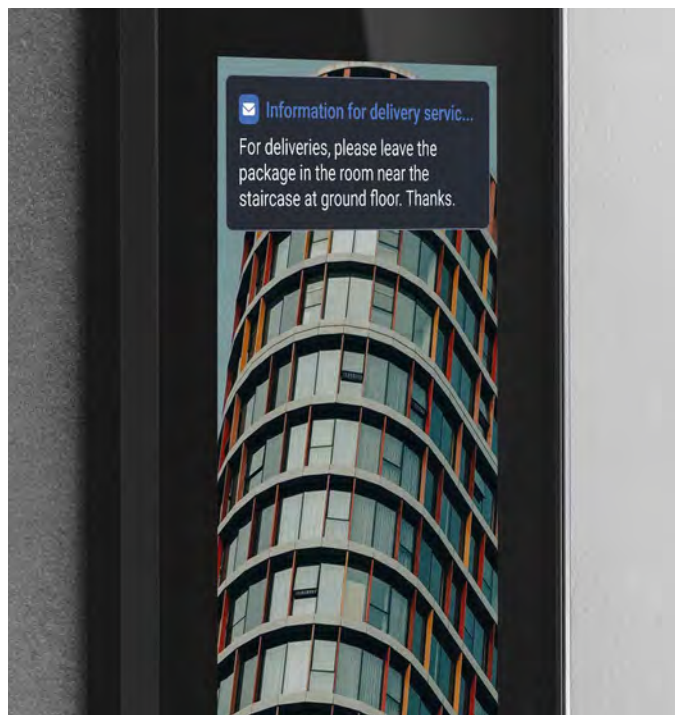




## Physical customisation of the finishing frames

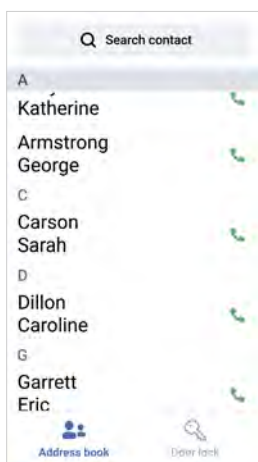
Using the specific online tool, it is possible to customise the finishing frames.

Frames for customisation must be ordered using the specific custom part numbers (V/345101-02-03-04-05) - see the relevant catalogue pages.



## Digital customisation of the display


It is also possible to customise the display screens by changing the names of the residents in the address book, the display mode, adding a logo / address, as well as displaying messages for visitors/couriers, etc.



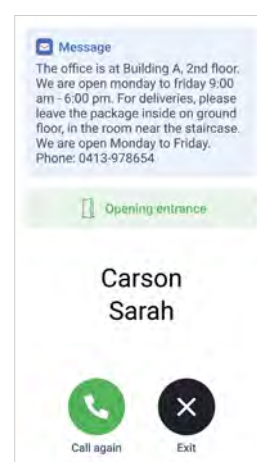
White mode: for clear and intuitive use.



Dark mode: protect your eyes and save battery life.



The logo of adds a very personal touch.



Customisable messages for Airbnb guests, couriers and visitors.

# Linea 5000

Multiple call modes.  
Smart call.



## ADDRESS BOOK

with list of residents' names.


## CALL WITH CODE (numeric or alphanumeric)

In this mode, in addition to the code you can also choose to have the address book.

## APARTMENT BLOCK/RISER/FLOOR/ APARTMENT

Entering the exact address of the apartment to call in the system.

# Multiple access modes. Smart access.



## NUMERIC CODE

Pre-set.  
(maximum of 5 access codes,  
also with date/time schedule).

## RFID KEYCARD

Pre-programmed / registered.  
Keycards available in different colours.



## SMARTPHONE

With Home + Security App  
via Bluetooth connection.



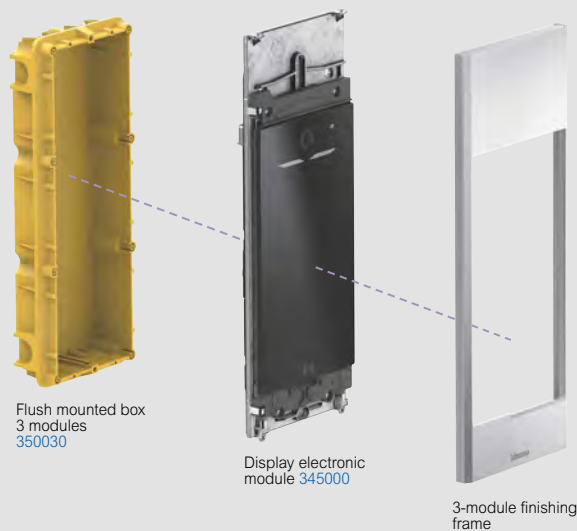


Linea 5000

Display module installation

The Linea 5000 with Netatmo entrance panels and their add-on modules can be installed flush mounted or surface/wall mounted in different combinations, as shown in the following installation examples.

Flush mounted installation of the display module



3-module finishing frames

In the catalogue



Made to order



Wall or surface mounted installation of the display module



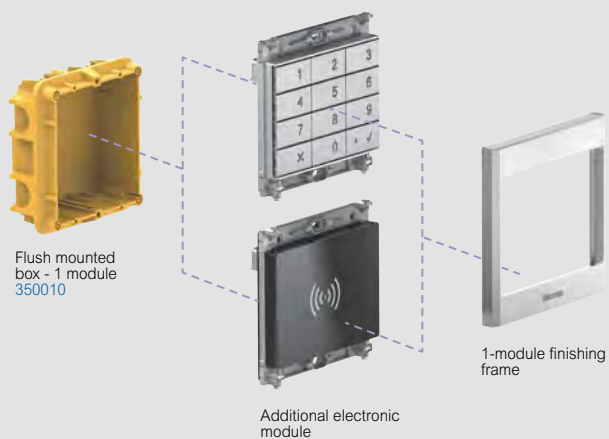
3-module wall mounted boxes with rainshield



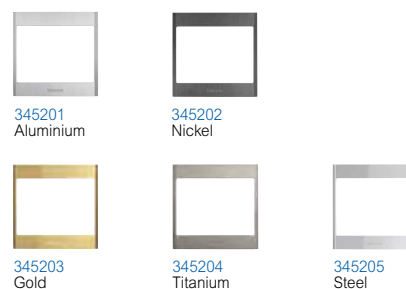
# Linea 5000

## Additional module installation

### Stand alone flush mounted installation of the additional modules



### 1-module finishing frames



### Additional modules

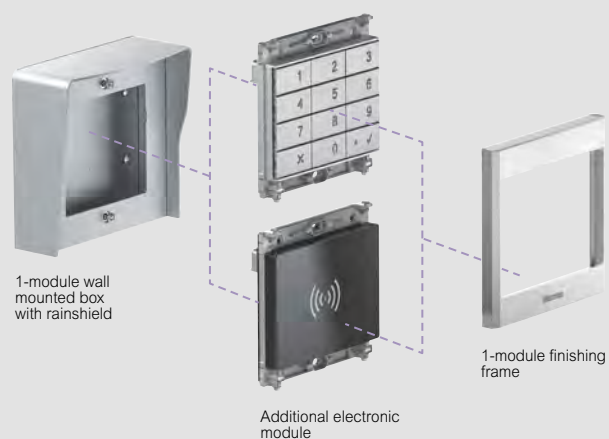
#### Keypad modules



#### RFID Smart Access module



### Stand alone wall mounted installation of the additional modules



### 1-module wall mounted boxes with rainshield

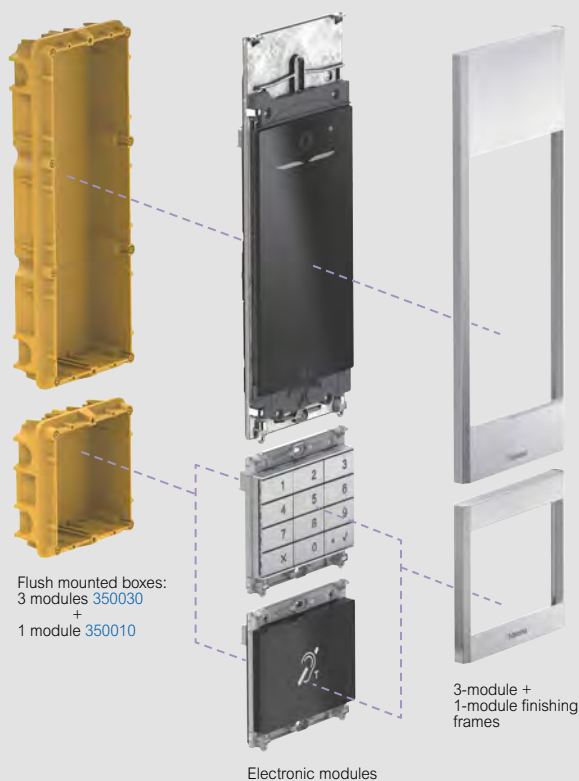


## 2 WIRES SYSTEM

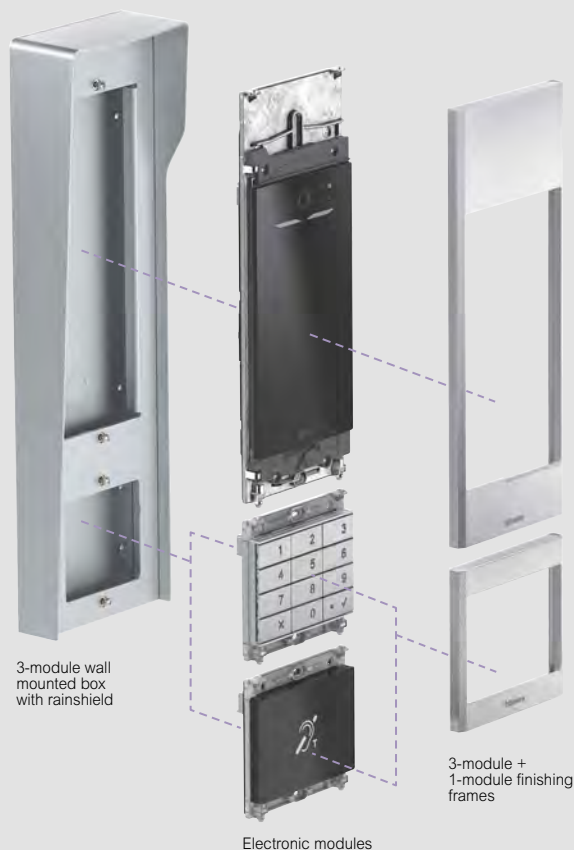
### Linea 5000

#### Display module + additional module installation

##### ■ Flush mounted installation (3 + 1) of the display module + additional module



##### ■ Wall mounted installation (3 + 1) of the display module + additional module



##### 3-module finishing frames

###### In the catalogue



345101  
Aluminium



345102  
Nickel

###### Made to order



345103  
Gold



345104  
Titanium



345105  
Steel

##### 1-module finishing frames



345201  
Aluminium



345202  
Nickel



345203  
Gold



345204  
Titanium



345205  
Steel

##### Additional modules

###### Keypad modules



345500  
Aluminium



345510  
Nickel

###### Inductive loop module



345530

##### Wall mounted boxes with rainshield (3+ 1 ) modules



345341  
Aluminium



345342  
Nickel



# Linea 5000 - Catalogue

## Display module and 3-module finishing frames

### IN THE CATALOGUE



345000




Home + Project



Home + Security



345101



345102

### MADE TO ORDER



345103



345104



345105

Item	Display module	Item	Finishing frames - in the catalogue
345000	<b>7" vertical display module with wide-angle HQ camera (5 MP).</b> Display and audio/video module to be combined with one of the 5 frames in different finishes for the creation of 2 wires systems. Equipped with an HQ camera with wide-angle field of view (119° horizontal - 92° vertical), white LEDs for lighting and twilight sensor for night vision. High-resolution 7" touch screen display with shatter-proof glass (IK08), anti-fingerprint and proximity sensor for automatic switching on. With a digital microphone and echo eliminator for optimal sound performance. The flexible and user-friendly graphic interface is adaptable to any type of apartment block and allows a choice of 3 different call modes: address book call (list of residents' names), numeric or alphanumeric code call and block-staircase-floor-apartment logic code call. The direct call to the guard station and the customisation of the homepage logos also make it suitable for solutions with concierge or for commercial establishments. With advanced features such as voice feedback, automatic theme change (light/dark), customisation of welcome messages or instructions and temporary access code forwarding, it is suitable for residents and visitors of all ages and abilities. It also supports different modes for accessing the building: lock release with display code, RFID badge or Bluetooth via the Home + Security App, the resident's app. Programming and configuration requires the use of Home + Project (App or PC), the digital tool for the professional. Using this tool, it is possible to complete the entire configuration at the office, share it with other professionals and upload it to the display module via Bluetooth. Changes to residents' names and access codes are quick and smart, either on-site (via Bluetooth) or remotely (if the module has an active WiFi or Ethernet connection). Installation with 3-module flush mounted box 350030 or with wall mounted box 345331 or 345332. The book-like opening of the module allows for easy wiring. It allows the activation of an electrical door lock directly connected to clamps S+ and S- (18 V 4 A impulsive - 250 mA holding current 30 Ohm max) and of connecting a local door lock release pushbutton on clamps PL.	345101	<b>3-module frame – Aluminum finish</b> 3-module frame in aluminum finish for display module 345000
		345102	<b>3-module frame – Nickel finish</b> As 345101 but with Nickel finish
			<b>Finishing frames - made to order</b>
		345103	<b>3-module frame – Gold finish</b> 3-module frame in Gold finish for display module 345000
		345104	<b>3-module frame – Titanium finish</b> As 345103 but with Titanium finish
		345105	<b>3-module frame – Steel finish</b> As 345103 but with Steel finish

## 2 WIRES SYSTEM

# Linea 5000 - Catalogue

## Additional modules and 1-module finishing frames



345500



345510



345520



345530



345201



345202



345203



345204




345205

Item	Keypad modules
345500	<b>Additional keypad module in Aluminum finish</b> Keypad module with aluminium key finish for door lock opening in 2-wire systems where there is at least one Linea 5000 display module (345000). The keypad module is fitted with relay contacts (C – NO - NC) and clamps (CP - P1) for the connection of a local door release pushbutton and can be programmed using the Home + Project app. It has a programming reset pushbutton, LEDS for the visual notification of the access status and night backlighting. The device, to be completed with an appropriate frame, can be used stand-alone or combined with a display module in a 3+1 composition. To be installed in 1-module flush mounted box 350010, in wall mounted box 345311 or with dedicated accessory 345341 for 3+1 composition.
345510	<b>Additional keypad module in Nickel finish</b> As 345500 but with NICKEL finish
<b>1-module finishing frames</b>	
345201	<b>1-module frame – Aluminum finish</b> 1-module frame in aluminium finish for electronic modules 345500 - 345510 - 345520 - 345530.
345202	<b>1-module frame – Nickel finish</b> As 345201 but with Nickel finish
345203	<b>1-module frame – Gold finish</b> As 345201 but with Gold finish
345204	<b>1-module frame – Titanium finish</b> As 345201 but with Titanium finish
345205	<b>1-module frame – Steel finish</b> As 345201 but with Steel finish

Item	RFID Smart access module
345520	<b>Additional RFID Smart access module</b> RFID/bluetooth smart access module for door lock opening in 2-wire systems where there is at least one Linea 5000 display module (345000), using the badge or using the Home + Security App via bluetooth. The smart access module is fitted with relay contacts (C – NO - NC) and clamps (CP - P1) for the connection of a local door release pushbutton and can be programmed using the Home + Project app. It has a programming reset pushbutton, LEDS for the visual notification of the access status and night backlighting. The device, to be completed with an appropriate finishing frame, can be installed in 1-module flush mounted box 350010 or in wall mounted box 345311 or 345312.
<b>Inductive loop module</b>	
345530	<b>Additional Inductive loop module</b> Inductive loop module to be used in conjunction with the display module Linea 5000 (345000). It allows people wearing hearing aids fitted with (T) selector to use audio door entry communication. In this mode, the hearing aid receives the audio signal directly from the amplification system, bypassing the microphone of the hearing aid itself, improving audio quality and reducing background noise. It is connected to the display module using the appropriate multicable supplied. To be completed with the appropriate finishing frame (available in 5 finishes) The device CANNOT be used stand-alone but only as additional module in conjunction with the Linea 5000 display (345000). To be installed in 1-module flush mounted box 350010 or with the dedicated accessory 345341 or 345342 for 3+1 composition.

# Linea 5000 - Catalogue

## Accessories



345111



345112



345121



345122



350010



350030



345311



345312



345331



345332



345341



345342

Item	XL accessory plates
345111	<b>XL cover plate– Aluminium finish</b> XL accessory plate in aluminium finish used for the installation of Linea 5000 entrance panels in place of existing multi-pushbutton panels. The XL dimensions allow for easy replacement by covering the hole left by the existing plate, optimised for three 3-module boxes side by side.
345112	<b>XL cover plate– Nickel finish</b> As 345111 but with Nickel finish
345121	<b>Accessory plates compatible with LINEA 300</b> <b>Accessory plate compatible with Linea 300 – Aluminium finish</b> Accessory plate in Aluminium finish compatible with the Linea 300 pushbutton panels. Used for the installation of Linea 5000 entrance panels in replacement of existing Linea 300 pushbutton panels. The specific dimensions allow easy installation of the Linea 5000 digital display module to replace an existing Linea 300 pushbutton panel.
345122	<b>Accessory plate compatible with Linea 300 – Nickel finish</b> As 345121 but with Nickel finish

Item	Flush mounted boxes
350010	<b>Flush mounted box - 1 module</b> Plastic flush mounted box – 1 module
350030	<b>Flush mounted box – 3 modules</b> Plastic flush mounted box – 3 modules
345311	<b>Wall mounted box with rainshield</b> <b>Wall mounted box – 1 module- Aluminium finish</b> Wall mounted box with integrated rainshield – 1 module – Aluminium finish.
345312	<b>Wall mounted box – 1 module - Nickel finish</b> As 345311 but with Nickel finish
345331	<b>Wall mounted box – 3 modules - Aluminium finish</b> Wall mounted box with integrated rainshield – 3 modules – Aluminium finish.
345332	<b>Wall mounted box – 3 modules - Nickel finish</b> As 345331 but with Nickel finish
345341	<b>Wall mounted box – 4 modules - Aluminium finish</b> Wall mounted box with integrated rainshield – (3+ 1 ) modules – Aluminium finish.
345342	<b>Wall mounted box – 4 modules - Nickel finish</b> As 345341 but with Nickel finish



2 WIRES SYSTEM

Linea 5000 - Catalogue

Customisable finishing frames

Spare parts



V/345101



V/345102



V/345103



SP115



SP116




V/345104



V/345105

Item	Customisable 3-module finishing frames
V/345101	<b>Customisable 3-module frame - Aluminum finish</b> 3-module frame that can be customised with dedicated graphics and logos on request. Aluminium finish. Frame to complete the 345000 display module.
V/345102	<b>Customisable 3-module frame – Nickel finish</b> As V/345101 but with Nickel finish
V/345103	<b>Customisable 3-module frame – Gold finish</b> As V/345101 but with Gold finish
V/345104	<b>Customisable 3-module frame – Titanium finish</b> As V/345101 but with Titanium finish
V/345105	<b>Customisable 3-module frame – Steel finish</b> As V/345101 but with Steel finish


Item	3-module support frame
SP115	<b>3-module support frame</b> Spare part – 3-module aluminium support frame
SP116	<b>1-module support frame</b> Spare part – 1-module aluminium support frame



For the customisation of custom finishing frames with specific logos, text and graphics, use the online tool accessible through the **YouDiagram** software, the **video door entry system configurator** and the **www.bticino.com** portal.

## Linea 5000 - Catalogue

### Smart Access RFID programmable keycards



Item	RFID programmable keycards
348200	Door lock release keycard - black
348201	Door lock release keycard - red
348202	Door lock release keycard - green
348203	Door lock release keycard - blue
348204	Door lock release keycard - orange
348205	Door lock release keycard - grey
348206	Door lock release keycard - yellow
3547	Door lock release customisable card (ISO 50 x 80 mm)





2 WIRES SYSTEM

## Entrance panel

SFERA

# Two styles One electronic heart

### 2-wires simplicity, maximum performance

Exceptional audio and video performance as well as fast and simple installation can be achieved with 2-wires technology.

- New HQ Camera (5 MP)
- Up to 4000 dwellings
- 20 handsets per dwelling
- Up to 96 video entrance panels
- Operable range of 600 m between entrance panel and internal unit




SFERA ROBUR



SFERA NEW






# SFERA

**New**  
AUDIO-VIDEO  
MODULE WITH 5 MP  
HIGH-QUALITY  
CAMERA

**351500**



**2**  
WIRES





SFERA

New audio video module with 5 MP HQ camera **351500**



351500 - front

351500 - rear

# Comparison table of new items and dismissed items.



## Codes of existing front covers

### NEW A/V Module.



**351500**

### Allmetal finishing front covers



**351301**



**351311**



**351321**



**351303**



**351313**



**351323**

### Allwhite finishing front covers



**351302**



**351312**



**351322**



**351305**



**351315**



**351325**



## Codes being discontinued

### A/V module.



**351200**

### Sfera New - Robur front covers



**351201**



**351211**



**351221**



**351202**



**351212**



**351222**



**351203**



**351213**



**351223**



**351205**



**351215**



**351225**

### Wide angle N/D camera module



**352400**


### Sfera New - Robur front covers



**352401**



**352402**



**352403**



**352405**

### A/V module. Wide angle camera



**351300**

### Sfera New - Robur front covers
























They are used for the new module **351500**



## 2 WIRES SYSTEM








































### SFERA


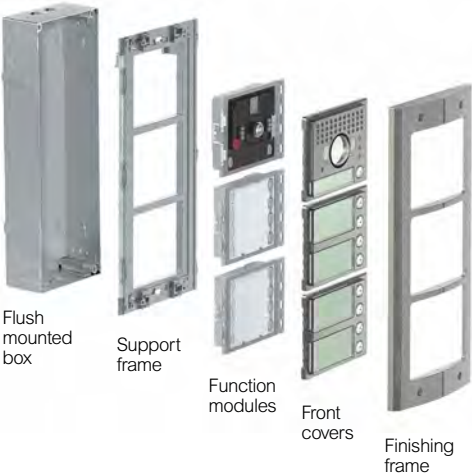









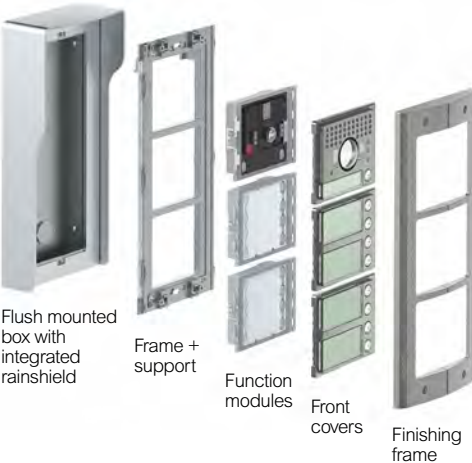






#### Sfera New pushbutton panels - selection table

FINISH	TYPE OF INSTALLATION	FLUSH MOUNTED BOXES	RAINSHIELD (OPTIONAL) <sup>1, 2</sup>	FRAME <sup>2</sup>
<p><b>CHOOSE THE FINISHING</b></p> <p>Replace the dots in the item code with 1, 2, or 3 to select the desired finish</p> <p><b>1 ALLMETAL</b></p>  <p><b>2 ALLWHITE</b></p>  <p><b>3 ALLSTREET</b></p> 	<p><b>FLUSH MOUNTED INSTALLATION</b></p>  <p>Flush mounted box</p> <p>Rainshield</p> <p>Frame + support</p> <p>Function modules</p> <p>Front covers</p>	 <p><b>350010</b> 1 module</p>  <p><b>350020</b> 2 modules</p>  <p><b>350030</b> 3 modules</p>	 <p><b>35051...</b> 1 module</p>  <p><b>35054...</b> 4 modules</p>  <p><b>35052...</b> 2 modules</p>  <p><b>35056...</b> 6 modules</p>  <p><b>35053...</b> 3 modules</p>  <p><b>35059...</b> 9 modules</p>	 <p><b>35021...</b> 1 modules</p>  <p><b>35022...</b> 2 modules</p>  <p><b>35023...</b> 3 modules</p>
	<p><b>WALL MOUNTED INSTALLATION</b></p>  <p>Flush mounted box with integrated rainshield</p> <p>Frame + support</p> <p>Function modules</p> <p>Front covers</p>	<p><b>WALL MOUNTED BOX<sup>2</sup></b></p>  <p><b>35061...</b> 1 module</p>  <p><b>35062...</b> 2 modules</p>  <p><b>35063...</b> 3 modules</p>	 <p><b>35064...</b> 4 modules</p>  <p><b>35066...</b> 6 modules</p>  <p><b>35069...</b> 9 modules</p>	

1 : Only for flush mounted installation



































2 : To select the desired finishing, see 'CHOOSE THE FINISHING', on the top left

ELECTRONIC MODULES		FRONT COVERS <sup>2</sup>							
		Audio front covers							
SPEAKER MODULES	 <b>351000</b> Basic speaker (only audio systems)	 <b>35100...</b> Basic speaker	 <b>35101...</b> Basic speaker 1 pushbutton	 <b>35102...</b> Basic speaker 2 pushbuttons	 <b>35104...</b> Basic speaker 2 pushbuttons on double row	 <b>35108...</b> Basic speaker 4 pushbuttons on double row			
	 <b>351100</b> Speaker	 <b>35110...</b> Speaker	 <b>35111...</b> Speaker 1 pushbutton	 <b>35112...</b> Speaker 2 pushbuttons	 <b>35114...</b> Speaker 2 pushbuttons on double row	 <b>35118...</b> Speaker 4 pushbuttons on double row			
PUSHBUTTON MODULES	 <b>352000</b> 4 pushbuttons on single row	 <b>35203...</b> 3 pushbuttons	 <b>35204...</b> 4 pushbuttons	 <b>352011</b> 1 pushbutton	 <b>352021</b> 2 pushbuttons				
	 <b>352100</b> 8 pushbuttons on double row	 <b>35216...</b> 6 pushbuttons on double row	 <b>35218...</b> 8 pushbuttons on double row	 <b>352121</b> 2 pushbuttons on double row	 <b>352141</b> 4 pushbuttons on double row				
AUDIO VIDEO MODULE	 <b>351500</b> Audio / video with High- Quality camera 5 MP	<div>Video front covers</div> <div> <b>35130...</b> Audio / video wide angle</div>					 <b>35131...</b> Audio / video wide angle 1 pushbutton	 <b>35132...</b> Audio / video wide angle 2 pushbuttons on double row	<div> <b>354000</b> Cable for connecting multiple pushbutton modules L = 470 millimetres</div>
	<div>Various front covers</div>								
VARIOUS MODULES	 <b>352200</b> Nameplate	 <b>35220...</b> Nameplate							
	 <b>352500</b> Display	 <b>35250...</b> Display							
	 <b>352700</b> Inductive loop and control speech synthesis	 <b>35270...</b> Inductive loop and control speech synthesis							
	 <b>353200</b> Key card reader	 <b>35320...</b> Key card reader							
	 <b>353000</b> Keypad	 <b>35300...</b> Numeric keypad	 <b>353011</b> Alphanumeric keypad	<div> <b>35230...</b> blanking module</div>					
		<div>CHOOSE THE FINISHING</div> <div>Replace the dots in the item code with 1, 2, or 3 to select the desired finish.</div>							

FINISH	TYPE OF INSTALLATION	FLUSH MOUNTED BOXES	SUPPORT FRAME	FINISHING FRAME	
<div>(ROBUR)</div> 	<div>■ FLUSH MOUNTED INSTALLATION</div> <div><p>Flush mounted box</p><p>Support frame</p><p>Function modules</p><p>Front covers</p><p>Finishing frame</p></div>	<div><p><b>350110</b> 1 module</p></div> <div><p><b>350120</b> 2 modules</p></div> <div><p><b>350130</b> 3 modules</p></div>	<div><p><b>350315</b> 1 module</p></div> <div><p><b>350325</b> 2 modules</p></div> <div><p><b>350335</b> 3 modules</p></div>	<div><p><b>350415</b> 1 module</p></div> <div><p><b>350425</b> 2 modules</p></div> <div><p><b>350435</b> 3 modules</p></div>	
	<div>■ WALL MOUNTED INSTALLATION</div> <div><p>Flush mounted box with integrated rainshield</p><p>Frame + support</p><p>Function modules</p><p>Front covers</p><p>Finishing frame</p></div>	<div>WALL MOUNTED BOX <sup>2</sup></div> <div><p><b>35061...</b> 1 module</p></div> <div><p><b>35064...</b> 4 modules</p></div> <div><p><b>35062...</b> 2 modules</p></div> <div><p><b>35066...</b> 6 modules</p></div> <div><p><b>35063...</b> 3 modules</p></div> <div><p><b>35069...</b> 9 modules</p></div>			

1 : To select the desired finishing, see SFERA NEW 'CHOOSE THE FINISHING'.



ELECTRONIC MODULES		FRONT COVERS				
		Audio front covers				
SPEAKER MODULES	 <b>351000</b> Basic speaker (only audio systems)	 <b>351005</b> Basic speaker	 <b>351015</b> Basic speaker 1 pushbutton	 <b>351025</b> Basic speaker 2 pushbuttons	 <b>351045</b> Basic speaker 2 pushbuttons on double row	 <b>351085</b> Basic speaker 4 pushbuttons on double row
	 <b>351100</b> Speaker	 <b>351105</b> Speaker	 <b>351115</b> Speaker 1 pushbutton	 <b>351125</b> Speaker 2 pushbuttons	 <b>351145</b> Speaker 2 pushbuttons on double row	 <b>351185</b> Speaker 4 pushbuttons on double row
PUSHBUTTON MODULES	 <b>352000</b> 4 pushbuttons on single row	 <b>352035</b> 3 pushbuttons	 <b>352045</b> 4 pushbuttons			
	 <b>352100</b> 8 pushbuttons on double row	 <b>352165</b> 6 pushbuttons on double row	 <b>352185</b> 8 pushbuttons on double row			
AUDIO VIDEO MODULE	 <b>351500</b> Audio / video with High-Quality camera 5 MP	 <b>351305</b> Audio / video wide angle	 <b>351315</b> Audio / video wide angle 1 pushbutton	 <b>351325</b> Audio / video wide angle 2 pushbuttons on double row	 <b>354000</b> Cable for connecting multiple pushbutton modules L = 470 millimetres	
	Various front covers					
VARIOUS MODULES	 <b>352200</b> Nameplate	 <b>352205</b> Nameplate				
	 <b>352500</b> Display	 <b>352505</b> Display				
	 <b>352700</b> Inductive loop and control speech synthesis	 <b>352705</b> Inductive loop and control speech synthesis				
	 <b>353200</b> Key card reader	 <b>353205</b> Key card reader				
	 <b>353000</b> Keypad	 <b>353005</b> Keypad				
				 <b>352305</b> blanking module		

2 WIRES SYSTEM

SFERA

Sfera pushbutton panels - electronic modules



351000



351100



351500



352000



352100



352200

Item	Electronic modules
351000	<b>BASIC speaker module</b> for the creation of 2 WIRES audio systems. Fitted with speaker and microphone volume adjustment. It manages up to 100 pushbutton calls using additional double row pushbuttons. It allows the activation of an electrical door lock directly connected to clamps S+ and S- (18 V 4 A impulsive - 250 mA holding current 30 Ohm max) and of connecting a local door lock release pushbutton on clamps PL. To be completed with surround plate. The device must be physically configured.
351100	<b>speaker module</b> for the creation of 2 WIRES audio systems. Fitted with speaker and microphone volume adjustment. It can manage up to 100 pushbutton calls using the additional double row pushbutton modules. It allows the activation of an electrical door lock directly connected to clamps S+ and S- (18 V 4 A impulsive - 250 mA holding current 30 Ohm max) and of connecting a local door lock release pushbutton on clamps PL. Preset for additional power supply. Fitted with front LEDs for the notification of the operating status: door lock release, active communication, forwarded call, and busy system. Integrated optic sensor for the switching on of the night backlighting. To be completed with surround plate. The device can be configured either physically or using the PC and the specific software. - it can be downloaded free of charge from the website <a href="http://www.homesystems-legrandgroup.com">www.homesystems-legrandgroup.com</a>
351500	<b>Sfera audio/video module</b> for the creation of 2 WIRES colour video systems. Fitted with 5 MP wide angle High-Quality camera with digital filters and white LEDs for the lighting of the shooting field. The HQ video signal is transmitted to internal units via PAL encoding on 2 Wires BUS SCS technology. Speaker and microphone volume adjustments. It can manage up to 98 pushbutton calls using the additional double row pushbutton modules. Horizontal angle of vision (119°), vertical angle of vision (92°). It allows the activation of an electrical door lock directly connected to clamps S+ and S- (18 V 4 A impulsive - 250 mA holding current 30 Ohm max) and the connection of a local door lock release pushbutton on clamps PL. Preset for additional power supply. Fitted with front LEDs for the notification of the operating status: door lock release, active communication, forwarded call, and busy system. Integrated optic sensor for the switching on of the night backlighting. To be completed with surround plate. The device must be configured physically or using a PC with the specific software, which can be downloaded free of charge from <a href="http://www.homesystems-legrandgroup.com">www.homesystems-legrandgroup.com</a>

Item	Electronic modules
352000	<b>additional 4-pushbutton modules arranged on single column.</b> To be used with speaker modules 351000 - 351100 and with video module 351500. Connection using the appropriate multicable supplied. Backlighting of nameplates controlled by the speaker module or the audio/video module connected. To be completed with surround plate.
352100	<b>additional 8-pushbutton modules arranged on double column.</b> To be used with speaker modules 351000 - 351100 and with audio video module 351500. Connection using the appropriate multicable supplied. Backlighting of nameplates controlled by the speaker module or the audio/video module connected. To be completed with surround plate.
352200	<b>nameplate module</b> normally used for displaying the house number or other notifications (e.g. legend for calls using digital pushbutton panels, opening/closing times, etc.). Connection using the appropriate multicable supplied. Night backlighting controlled by the speaker module or the audio/video module connected. To be completed with surround plate.

# SFERA

## Sfera pushbutton panels - electronic modules



### Electronic modules

Item	Electronic modules
352500	<b>graphic display module</b> to be used with speaker module 351100 or with audio/video module 351500 (connection using the multicable supplied). It can operate in two modes: call from address book or digital call. The call from the address book gives the possibility of sending the call by scrolling on the display the names associated to the residents. It is possible to store up to 4000 residents names. Using the keypad module item 353000 it is also possible to directly call the apartment by entering the number corresponding to the resident. The digital call is also performed using the keypad module item 353000 by entering the numerical code. It is recommended that one or more nameplate modules, item 352200, are installed at the side of the pushbutton panel to display the correspondence between the numerical codes and the names of the users. It is possible to program the names in the address book in two different ways: manual inclusion using the pushbuttons of the display module or inclusion using a PC with the specific software, which can be downloaded free of charge from <a href="http://www.homesystems-legrandgroup.com">www.homesystems-legrandgroup.com</a> , by downloading the file to the display module (RECOMMENDED). System power supply cuts DO NOT cause the loss of memory data. To be completed with finishing front cover.
352700	<b>module for inductive loop and control speech synthesis</b> to be used with speaker module 351100 or with audio video module 351500. It allows use by hearing (equipped with T-selector) or visually impaired individuals, thanks to the synthesis of voice messages on the connection status (call in progress, end of call, no answer, busy, door open). It is connected to the speaker module using the appropriate multicable supplied. To be completed with surround plate. The device can be configured either physically or using the PC and the specific software. - it can be downloaded free of charge from the website <a href="http://www.homesystems-legrandgroup.com">www.homesystems-legrandgroup.com</a>

### Electronic modules

Item	Electronic modules
353000	<b>Keypad module</b> for door lock release or for digital call to the apartment (in combination with display module). It's fitted with relay contacts (C – NO - NC) and clamps (CP - P1 - P2) for the connection of a local door release pushbutton. The numerical code for the opening of the door lock can be programmed using the keypad itself, or using a PC after downloading the module programming file. It also has a programming reset pushbutton and LEDS for the visual notification of the access status. Night backlighting with LEDs. To be completed with surround plate. It is connected to the other modules using the appropriate multicable supplied. The device may also be used as a stand alone unit with independent power supply and operation, only for door lock release. Configuration performed using physical configurators, or a PC with the specific software, which can be downloaded free of charge from <a href="http://www.homesystems-legrandgroup.com">www.homesystems-legrandgroup.com</a>
353200	<b>RFID key card reader module</b> for the release of the door lock by swiping the key card. It manages up to 20000 key cards. It's fitted with relay contacts (C – NO - NC) and clamps (CP - P1 - P2) for the connection of a local door release pushbutton. The key card for the release of the door lock can be programmed from the module itself, or using a PC after downloading the module programming file. It also has a programming reset pushbutton and LEDS for the visual notification of the access status. Night backlighting with LEDs. To be completed with surround plate. It is connected to the other modules using the appropriate multicable supplied. The device may also be used as a stand alone unit with independent power supply and operation. Configuration performed using physical configurators, or a PC with the specific software, which can be downloaded free of charge from <a href="http://www.homesystems-legrandgroup.com">www.homesystems-legrandgroup.com</a>
346993	<b>The key expansion module</b> gives the possibility of connecting the call key to the SFERA speaker modules (items 351000; 351100; 351500). Each module can manage up to 8 call keys. It is possible to connect several key expansion modules (max 96 call keys for each entrance panel)
<b>Door lock release transponder and card for Sfera entrance panels and programmer</b>	
348200	door lock release keycard - black
348201	door lock release keycard - red
348202	door lock release keycard - green
348203	door lock release keycard - blue
348204	door lock release keycard - orange
348205	door lock release keycard - grey
348206	door lock release keycard - yellow
3547	door lock release customisable keycard (ISO 50 x 80 mm)
348402	tabletop key card programmer



2 WIRES SYSTEM

## Entrance panel

LINEA 3000

# LINEA 3000

One entrance  
panel for  
every need

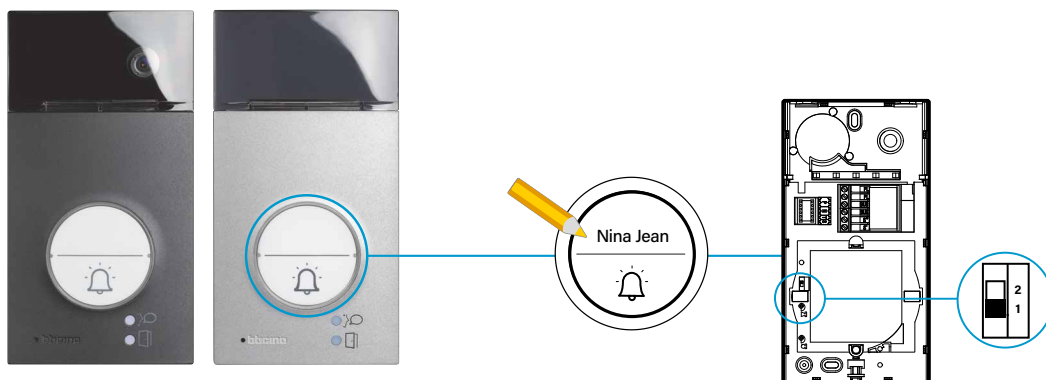


**LINEA 3000** can be configured both for 1 and 2 family house



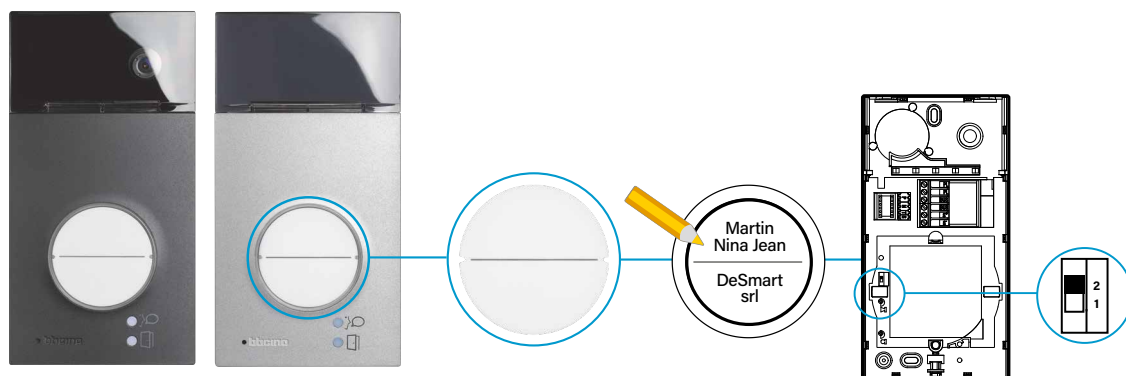
### ONE FAMILY HOUSE

- Write the name on the one family nameplate label (supplied with the product).
- Set the internal micro-switch on position 1.



### TWO FAMILY HOUSE

- Replace the nameplate label with the two family one (supplied with the product).
- Write the names on the two family nameplate label
- Set the internal micro-switch on position 2.



## LINEA 3000 inside of the professional kits

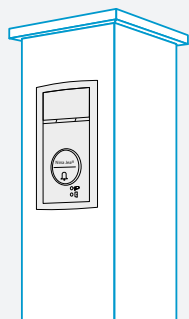


For **ONE FAMILY** house installation, you have to buy only the kit and all you need is inside it.

For **TWO FAMILY** house installation, you have to buy the kit + an additional 2 wires internal unit. (refer to 2 wires system internal units range).

## High installation flexibility

- **LINEA 3000** is sold for wall mounting installation but with the dedicated **accessories** (to be purchased separately), you can use the entrance panel for **flush mounting installation**.



Also available in black version.


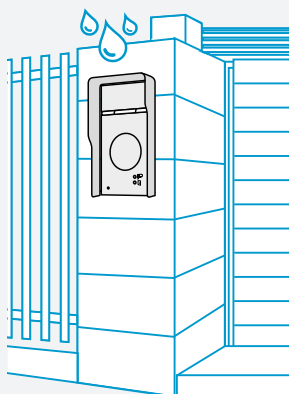


100 mm width  
Suitable for **POLE**  
**INSTALLATION**



**Ideal for renovations.....you can reuse the existing flush mounted box.**  
**Same 2 Modules Tersystem and SFERA flush mounting box.**

- **LINEA 3000** can be wall mounted with the dedicated **rainshield accessory** (to be purchased separately).



Also available in black version.

2 WIRES SYSTEM

## Entrance panel

LINEA 3000



# LINEA 3000

## Entrance panel



THE ENTRANCE PANELS RANGE  
DEDICATED TO **VILLA STANDARD**

**High level  
applications**

Modern aesthetics  
feeling of quality



**REFINED**  
detailing



**BRANDED**  
quality




**robustness**  
Zamak finishes




Weatherproof  
**(IP 54)**  
protection  
degree




Robustness  
**(IK 10)**  
protection  
degree



**FLOATING**  
effect



**HIDDEN**  
technology



**HIGH RELEVANCE**  
on interaction



## Unique design and robust perception

Same look and ergonomics for all available versions:

**LINEA 3000** video with door lock release badge



**343093**

**343091**



**LINEA 3000** video



**343081**

**LINEA 3000** audio



**343071**

## Advanced functions


### Wide angle camera

Horizontal and vertical wide viewing field. Easy to use for children and differently-abled People.



### Door lock release

Door lock release with coloured badges or clear discs. Additional safe and comfort for all the residents.



2 WIRES SYSTEM

Entrance panel  
LINEA 3000



343091



343093



343081



343071



348260

Item	LINEA 3000 Video entrance panel with door lock release proximity reader
343091	Wall mounted 2-Wires video pushbutton panel with Zamak front cover, wide angle colour camera and proximity reader. Fitted with white LED for the lighting of the shooting field in low light conditions. Can be set up for one or two family installation. It provides the possibility of opening an electrical door lock connected directly to clamps S+ and S- (18 V 4 A impulsive, 250 mA holding current, 30 ohm max). Can manage a maximum of 20 badges (125 KHz) for electrical door opening (master system badge included). White LED backlight name plate. Protection degree IP54 – protection against mechanical impact IK10. Supplied 1 set of door opening badges made up of : 6 coloured badges and 2 clear discs.
343093	Same as 343091 but in black finish

Item	LINEA 3000 Video entrance panel
343081	Wall mounted 2-Wires video pushbutton panel with Zamak front cover and wide angle colour camera.. Fitted with white LED for the lighting of the shooting field in low light conditions. Can be set up for one or two family installation. It provides the possibility of opening an electrical door lock connected directly to clamps S+ and S- (18 V 4 A impulsive, 250 mA holding current, 30 ohm max). White LED backlight name plate. Protection degree IP54 – protection against mechanical impact IK10.

Item	LINEA 3000 Audio entrance panel
343071	Wall mounted 2-Wires pushbutton panel with Zamak front cover. Can be set up for one or two family installation. It provides the possibility of opening an electrical door lock connected directly to clamps S+ and S- (18 V 4 A impulsive, 250 mA holding current, 30 ohm max). White LED backlight name plate. Protection degree IP54 – protection against mechanical impact IK10.

Item	LINEA 3000 Spare part front covers
343082	Spare part front cover for video entrance panels 343081 and 343091.
343072	Spare part front cover for audio entrance panel 343071.
Item	Door lock release badge
348260	Set made up of 6 coloured badges which can be programmed to open the door

## Entrance panel

### LINEA 3000



343051



343053



343061



343063



350020

Item	LINEA 3000 Rainshield accessory
343051	Rainshield roof accessory for Linea 3000 (343071 – 343081 – 343091) entrance panels. To be purchased separately.
343053	Rainshield roof accessory for Linea 3000 (343093) entrance panel. To be purchased separately.

Item	LINEA 3000 Flush mounting accessory + plastic box
343061	Flush mounting frame accessory for Linea 3000 (343071 – 343081 – 343091) entrance panels. To be purchased separately.
343063	Flush mounting frame accessory for Linea 3000 (343093) entrance panel. To be purchased separately.
350020	Plastic box suitable for the flush mounting installation of Linea 3000 entrance panels (343071 - 343081 - 343091 - 343093) together with the specific frame accessory 343061 - 343063. To be purchased separately.





2 WIRES SYSTEM

Entrance panel

LINEA 300



343031



343032



342911



342921



342931



342941

Item	Wall mounted colour video entrance panel
343031	2 WIRE video pushbutton panel with a call key and colour camera. Fitted with white LEDs for the lighting of the shooting field in low light conditions. Aluminium front cover. Nameplate lit by green LED
343032	As item 343031, but with 2 call pushbuttons

Item	Wall mounted audio entrance panel
342911	2 WIRE audio pushbutton panel with one pushbutton for wall mounted installation. Aluminium front cover. Nameplate lit by green LED
342921	As item 342911, but with 2 call pushbuttons
342931	As item 342911, but with 3 call pushbuttons
342941	As item 342911, but with 4 call pushbuttons



## Entrance panel LINEA 300



**bticino**



343101



343102



343100

Item	Pushbuttons audio entrance panel
343101	2 WIRE audio pushbutton panel with 4 call pushbuttons for wall mounted installation. It's fitted with rainshield and internal contact (C - NO - NC) for the connection of an electrical door lock or external actuator (for the power supply to the electrical door lock allow for the installation of auxiliary transformer item 336482). Connections (PL) for a local door lock release pushbutton
343102	2 WIRE audio pushbutton panel with 8 call pushbuttons for wall mounted installation. It's fitted with rainshield and internal contact (C - NO - NC) for the connection of an electrical door lock or external actuator (for the power supply to the electrical door lock allow for the installation of auxiliary transformer item 336482). Connections (PL) for a local door lock release pushbutton

Item	Digital call audio entrance panel
343100	2 WIRE AUDIO digital call pushbutton panel for wall mounted installation. The device consists of a pushbutton panel with 16 keys and a digital display showing the operating status. Using previously saved numerical (SCS addresses) or alphanumeric (logical addresses) codes, it is possible to call the internal units, and for the residents to release the door lock using a dedicated numerical code. The pushbutton panel manages up to 4000 internal unit addresses (from 0 to 3999), as well as the direct call to the 2 WIRE switchboard. It's fitted with rainshield and internal contact (C - NO - NC) for the connection of an electrical door lock or external actuator (for the power supply to the electrical door lock allow for the installation of auxiliary transformer item 336482). Connections (PL) for a local door lock release pushbutton



2 WIRES SYSTEM

Entrance panel

LINEA 300



308001 308011      308002 308012      308003 308013      308004 308014      308022

Item	Aluminium finish pushbutton panel
308001	Monobloc vandal-resistant 2 WIRE video pushbutton panel for 2 and 4 calls with aluminium finish. The item code includes: flush mounted box, frame, colour video and audio electronic module, prewired pushbutton module/s. Presetting for the mounting of transponder reader or key switch. Backlit call keys. Visual and sound notifications of the communication status for: call active, system busy, door lock status
308002	As item 308001 but for up to 8 calls
308003	As item 308001 but for up to 12 calls
308004	As item 308001 but for up to 20 calls
308005	As item 308001 but for up to 32 calls

Wall mounted boxes	
308021	Wall mounted box for pushbutton panels, items 308001-308011
308022	Wall mounted box for pushbutton panels, items 308002-308012
308023	Wall mounted box for pushbutton panels, items 308003-308013
308024	Wall mounted box for pushbutton panels, items 308004-308014
308025	Wall mounted box for pushbutton panels, items 308005-308015

Item	Stainless steel finish pushbutton panel
308011	Monobloc vandal-resistant 2 WIRE video pushbutton panel for 2 and 4 calls with stainless steel finish. The item code includes: flush mounted box, frame, colour video and audio electronic module, prewired pushbutton module/s. Presetting for the mounting of transponder reader or key switch. Backlit call keys. Visual and sound notifications of the communication status for: call active, system busy, door lock status
308012	As item 308011 but for up to 8 calls
308013	As item 308011 but for up to 12 calls
308014	As item 308011 but for up to 20 calls
308015	As item 308011 but for up to 32 calls



## Entrance panel

### LINEA 300



308040



308026



**Digital call entrance panel  
with flush mounting box**

Item	Digital call entrance panel
308040	Monobloc vandal-resistant 2 WIRE digital call video pushbutton panel (in stainless steel), flush mounted or wall mounted installation (with specific box item 308026 sold separately). The item includes: flush mounted vandal-resistant steel box, audio and video module with wide angle colour camera, integrated graphic display, and alphanumeric keypad for direct apartment call, fast address book search, and door lock release using a code. Presetting for the installation of a T25 Vigik reader, or a key switch. Backlit display and BLUE keys. It is possible to store up to 4000 residents names. Visual, sound, or control speech synthesis communication status notification, for example: call active, system busy, door lock status. Direct control of an electric door lock 18V-4A impulsive, 250 mA holding current (30 ohm max). System power supply cuts do NOT cause the loss of memory data. Selectable display menu languages are: Italian, English and French. The device can be configured physically or using a PC with the specific software, which can be downloaded free of charge from <a href="http://www.homesystems-legrandgroup.com">www.homesystems-legrandgroup.com</a>
308026	Wall mounted box for digital call entrance panel 308040

---

# INTERNAL UNITS RANGE

CLASSE 300EOS

CLASSE 100

SPRINT L2

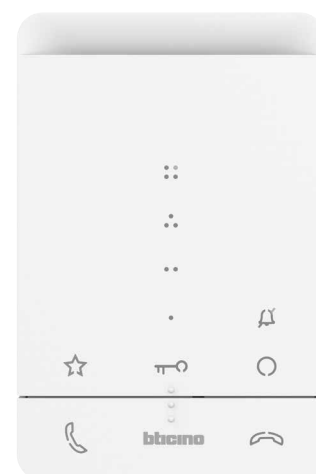




**CLASSE 300EOS**



**CLASSE 100X16E**




**CLASSE 100A16E**



## 2 WIRES SYSTEM

### Internal units overview and features

	<b>Classe 300EOS with Netatmo</b> 	<b>Classe 100X16E</b> 	<b>Classe 100V16E</b> 	
Audio				
Colour video	•	•	•	
Handsfree	•	•	•	
Call redirection on smartphone	•	•		
Integrated Alexa voice assistant	•			
Wifi connection	•	•		
Finishes / Colours	White - Black	White	White	
Display	LCD Touch 5"	LCD 5"	LCD 5"	
Answering machine	•			
Floor call	•	•	•	
Door lock release	•	•	•	
Staircase light control	•	•	•	
Scrolling EP activation	•	•	•	
Intercom (1)	•	•	•	
Inductive loop (2)	•	•	•	
Professional studio function	•	•	•	
Safe door lock function	•	•	•	
Note / message function	•			
Quick link / Favourite	•			
Wall-mounted installation	•	•	•	
Tabletop installation		•	•	

(1) The intercom function allows for up to 3-minute communication between and among video door entry systems in the same apartment / in different apartments.

(2) Use by people wearing hearing aids fitted with (T) selector.

(3) Activated with specific configuration inserted in P.

100

# CLASSE 300EOS

THE EVOLUTION OF SMART



Video door  
entry system



Management  
with smartphone



Voice  
control



Smart  
Home



Smart  
Security

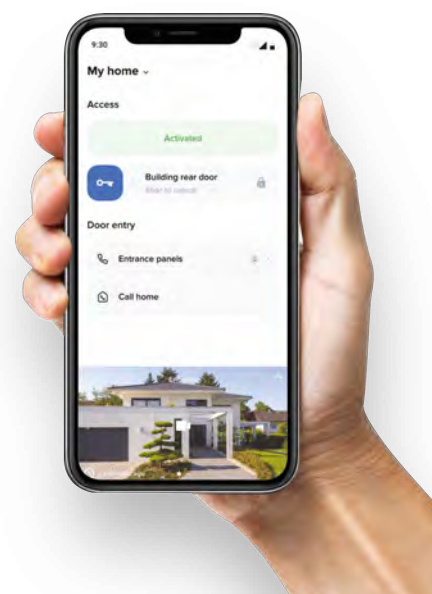




Classe 300EOS with Netatmo is the 2 wires / Wi-Fi handsfree connected video internal unit with built-in Amazon Alexa voice assistant. Using the Home + Security App, in addition to video door entry calls, it is also possible to manage the devices of the Netatmo security range, creating a simple and fast Smart security system.

CLASSE  
300EOS | WITH  
Netatmo

Change your idea of a video internal unit.



# Internal units

## Classe 300EOS with Netatmo



## The smart vision of the home.

Distinctive design to meet the needs of contemporary living.  
Vertical and super slim. With its clean and modern design,  
it gives every type of home an innovative look,  
and offers a unique user experience.

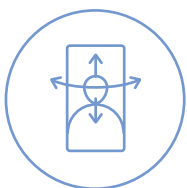



Vertical display and curved shape:  
a disruptive and modern design,  
but also understated.



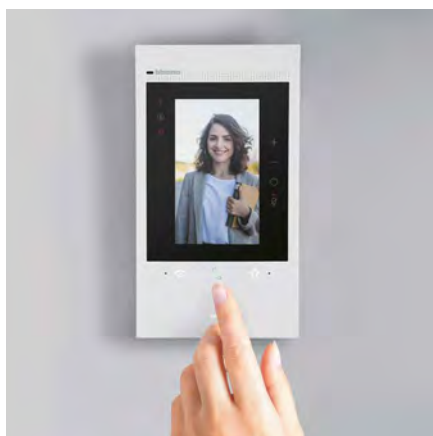
### 5" Touch Screen

Vertical display  
for a better view  
of the caller



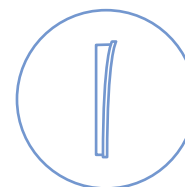
### Face detection

Automatic centring of the  
subject on the display



### Horizontal display

Double "tap" the display  
to view the image  
in landscape format



### Curved shape

The shape of a welcome:  
a "welcoming effect"  
for residents and guests.





2 WIRES SYSTEM

**Internal units**

**CLASSE 300EOS with Netatmo**

# Always aware with the Home + Security App



**Home + Security**

**The best App for a safe home**

Alerts and notifications for incoming calls, motion and people detection, event information and door lock management with a simple and intuitive interface.



Answer the calls,  
activate the electrical door locks,  
activate the cameras and display  
the timeline of the events

Manage up to 20 homes  
with your single account



Home + Security



### Incoming call

Receive notification  
when someone  
is calling

### See who's calling

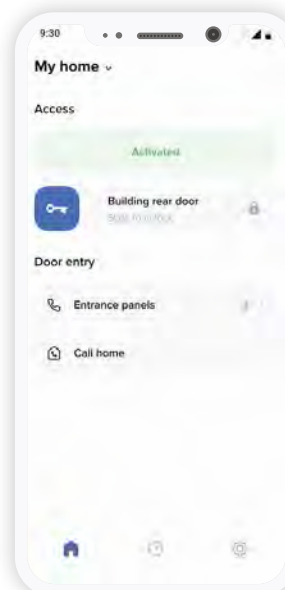
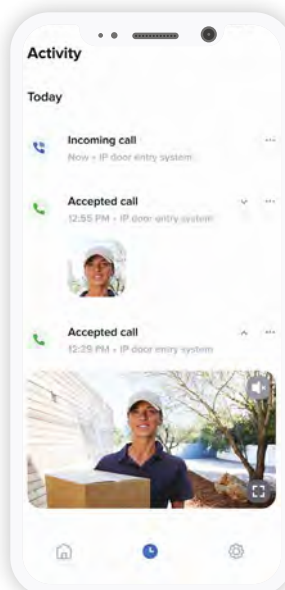
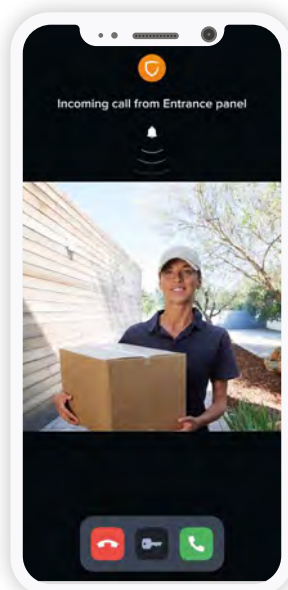
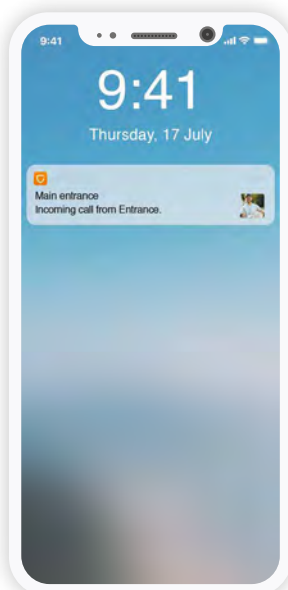
Answer the call and  
open the gate for  
the courier

### Check the events

Check who called you  
and if they left you  
a message

### Quick actions

- Activate the electrical door locks
- Activate the timed staircase lights
- Call home / Intercom
- Activate the cameras
- Manage the video door entry answering machine



Security enhancement with integration of Netatmo devices

# Video door entry system and security. Together.


## Video door entry system



### Main entrance

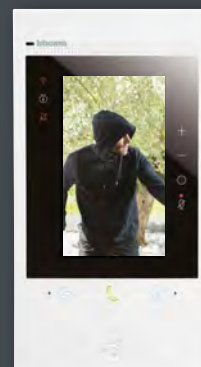
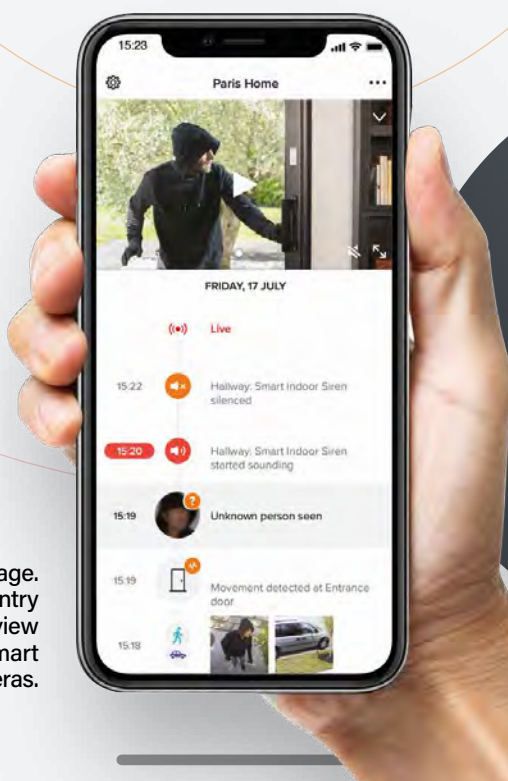
Incoming entrance call.

## Security



### Secondary entrance and interiors

Smart Outdoor Camera with Siren and movement detection. Smart Indoor Camera with face recognition.



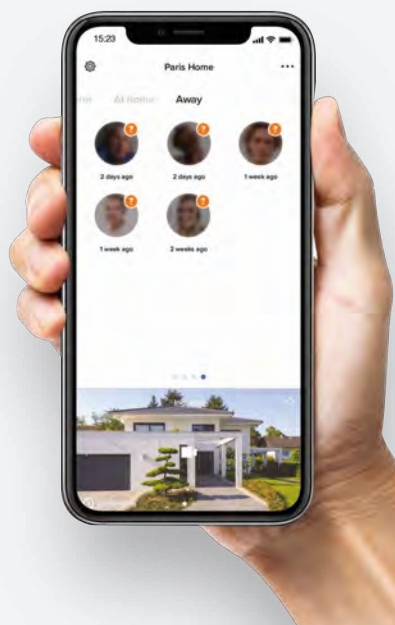
A single App with an intuitive home page. It allows you to answer video door entry calls, activate the door lock and view images from Netatmo smart outdoor and indoor cameras.





**Professional opportunity:** offer your services as an installer of simple smart security systems.

**Business opportunities:** access to a catalogue of smart and easy-to-install security devices.



**Home + Security**  
The best App for a safe home.

Solutions for a smart and complete protection of your home: security cameras, alarms, opening sensors, smoke detector...

**Leave your home without worries.**

WITH  
**Netatmo**

Examples of Netatmo solutions natively integrated in the Home + Security App



Smart Outdoor  
Camera



Smart Outdoor  
Camera with Siren



Smart Indoor  
Camera



Smart Door  
and Window Sensors



Smart Alarm  
System with Camera



Smart Indoor  
Siren



Smart Smoke  
Alarm



Smart Carbon  
Monoxide Alarm

2 WIRES SYSTEM

## Internal units

CLASSE 300EOS with Netatmo



# The first video internal unit with built-in Alexa

**Enjoy the full Alexa experience**  
interacting with all its functions, such as:  
Custom routines - Play Music - Smart Home  
To set the clock alarms – Memos and  
**video door entry functions.**



Add any compatible “works with Alexa” devices, to offer your customers an increasingly Smart home.



*“Alexa, open the gate”*



*“Alexa, answer the call”*



*“Alexa, I go out”*

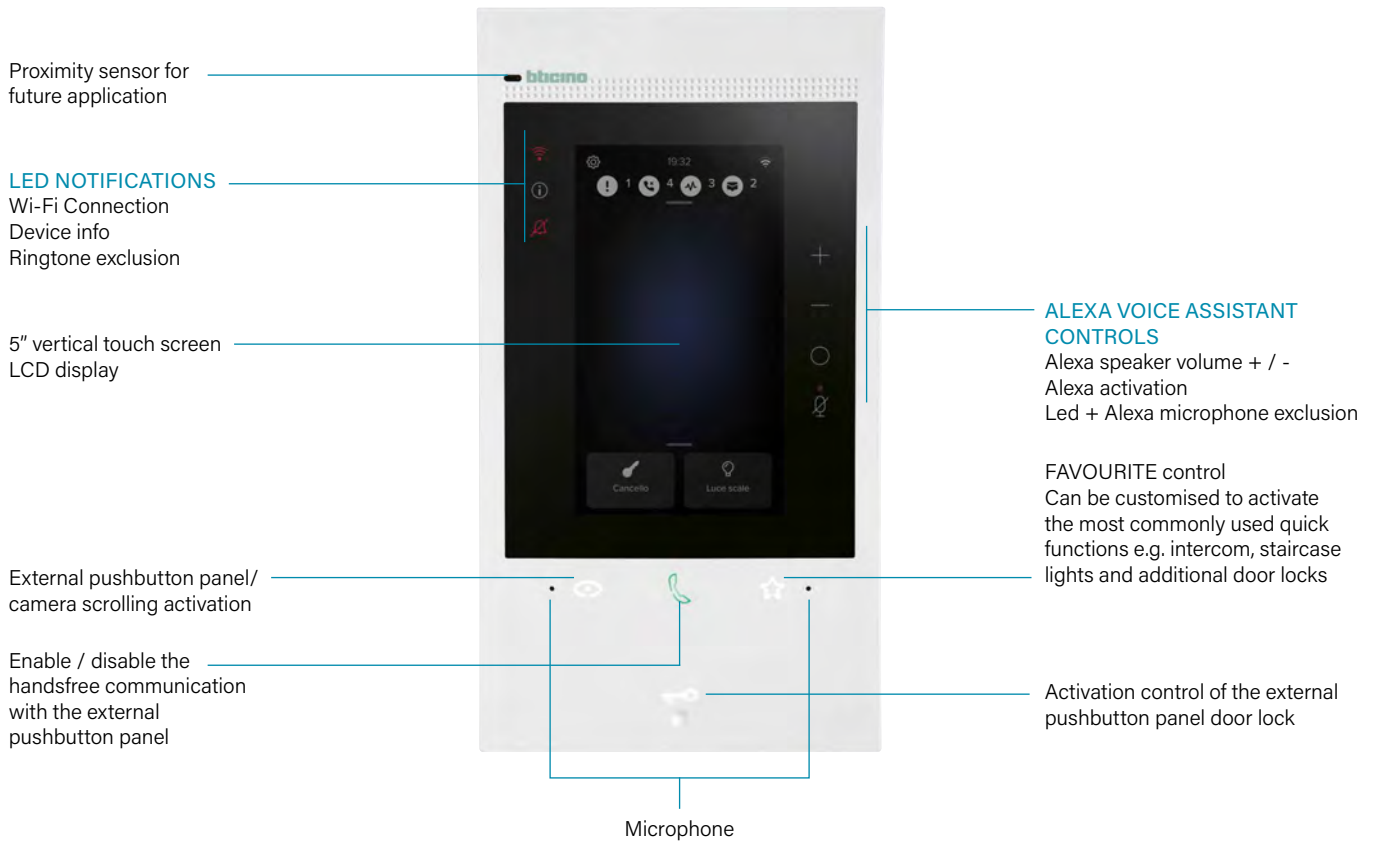
NOTE: Alexa is not available in all languages and Countries.  
Alexa features and functionality may vary by location.

## 2 WIRES SYSTEM

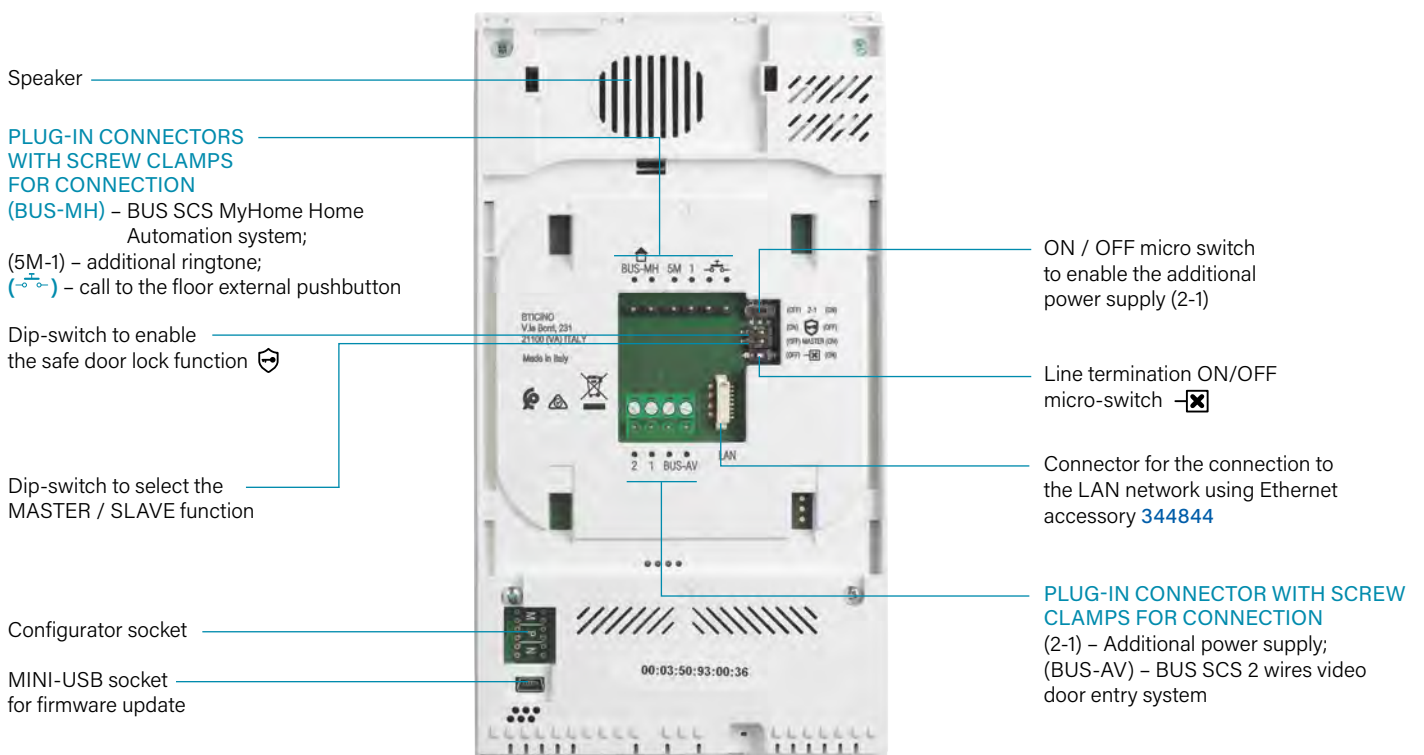
### Internal units

**CLASSE 300EOS with Netatmo**

## Front view



## Back view





## Internal units

### CLASSE 300EOS with Netatmo



344842



344884



344844



346020

#### Item **CLASSE 300EOS with Netatmo connected video internal unit - white finish**

344842

2 wires/Wi-Fi handsfree connected video internal unit white finish with built-in Amazon Alexa voice assistant, 5" vertical touch screen LCD display and video door entry answering machine. Integrated SCS Server for managing MyHOME wired systems. It can be used alternatively to the SCS Server DIN Item MhServer 1. It has a physical key for door lock release and capacitive keys for the control of the main video door entry functions: handsfree communication, entrance panel activation / camera scrolling and Favourite key (can be configured to activate the quick actions most frequently used – e.g. additional door locks, staircase light control, intercom).

There are notification LEDs for:

Wi-Fi network connection status, info / notifications and call exclusion. It is possible to easily interact with the built-in Alexa voice assistant, either using the dedicated capacitive keys or with your voice, and activate several functions, such as the video door entry functions, Smart Home, scenarios, reminders etc. Using the touch display, it is possible to access the notification list, as well as your favourite door entry, security and Smart Home controls (if any). The device must be configured by physically connecting the configurators or using the menu, which will give better possibilities of customisation of associated functions and texts. Thanks to the Wi-Fi connection, you can associate the video internal unit to the Home + Security App (available for Android and iOS). The App allows to use the main video internal unit functions (receiving calls, door lock release, display of the event timeline and activation of the entrance panel/camera cycling). Through the Home + Security App, it is also possible to manage the products of the Netatmo security range (outdoor and indoor cameras, door and window sensors, indoor siren and smoke detector). This allows you to quickly and easily create a Smart security system. Wall mounted installation using the supplied bracket. Possibility of Wi-Fi connection or using RJ45 ethernet cable with the dedicated accessory [344844](#).

#### Item **CLASSE 300EOS with Netatmo connected video internal unit - black finish**

344884

Same as [344842](#) but in Black finish.

344844

#### **Ethernet accessory**

Accessory cable for the wired connection of the Classe 300EOS video internal unit using an RJ45 Ethernet cable. To be purchased separately.

346020

#### **2 DIN additional power supply**

Additional 2 DIN power supply to be used to supply the connected CLASSE 300EOS video internal units ([344842](#) - [344884](#)) locally, when required.



# Internal units

## Classe 100

Classe 100 X16E



## Now the standard is connected

**BTicino introduces Wi-Fi connectivity to the standard video door entry segment.**

BTicino renews the range of **Classe 100** indoor units by introducing Wi-Fi connectivity in the standard video door entry system offer. The result is a range of video and audio indoor units with a modern and elegant design, capable of meeting all installation needs.



Built-in connectivity for constant connection with the home.



Up to 22 apartments without dedicated power supply.



Immediate association with the Home + Security App.



Ideal for the refurbishment of old door entry systems.



No extra work for the installer; easier to use for the end user.



After being connected to Classe 100X, the smartphone becomes an "additional virtual video indoor unit" that can be used to answer calls, activate the opening of the door locks and activate the system cameras.



# Always aware with the Home + Security App



**Home + Security**

**The best App for a safe home**

Alerts and notifications for incoming calls, motion and people detection, event information and door lock management with a simple and intuitive interface.





Answer the calls,  
activate the electrical door locks,  
activate the cameras and display  
the timeline of the events

Manage up to 20 homes  
with your single account



Home + Security



### Incoming call

Receive notification  
when someone  
is calling

### See who's calling

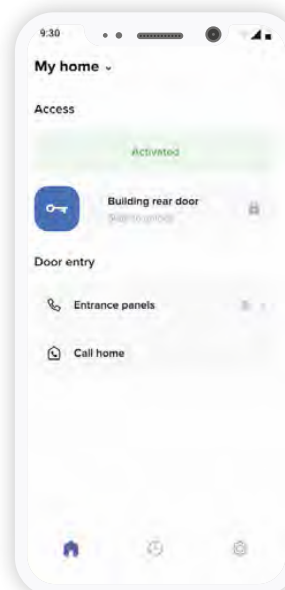
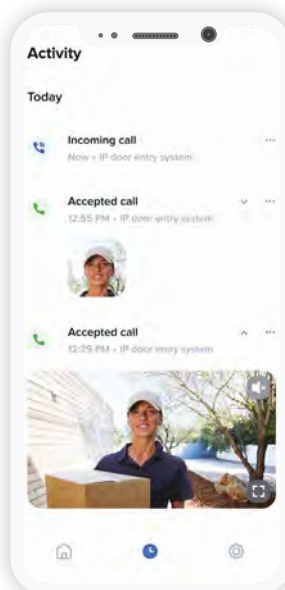
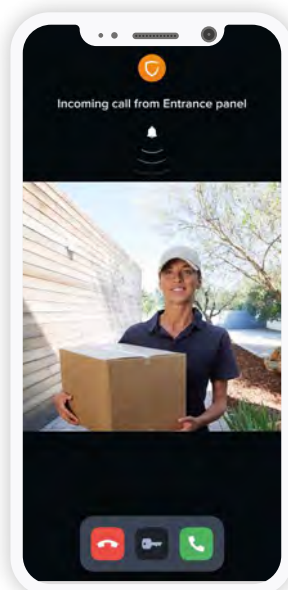
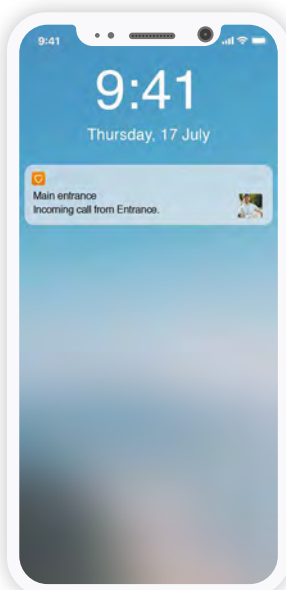
Answer the call and  
open the gate for  
the courier

### Check the events

Check who called you  
and if they left you  
a message

### Quick actions

- Activate the electrical door locks
- Activate the timed staircase lights
- Call home / Intercom
- Activate the cameras



Security enhancement with integration of Netatmo devices

# Video door entry system and security. Together.


## Video door entry system



### Main entrance

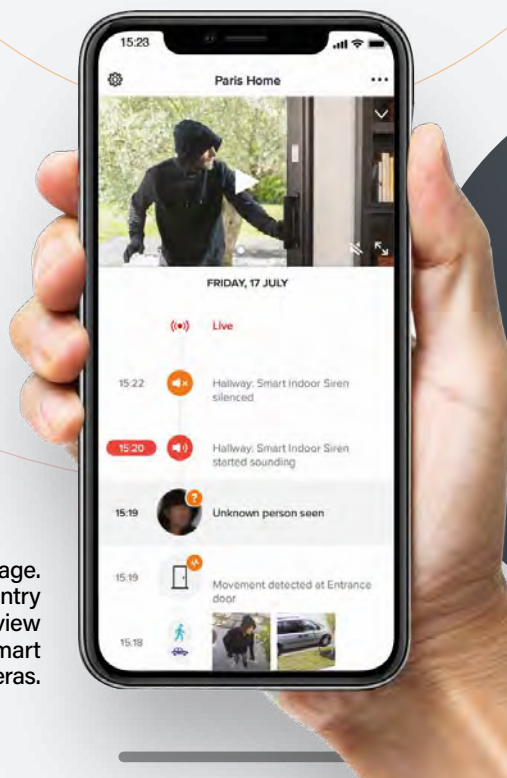
Incoming entrance call.

## Security



### Secondary entrance and interiors

Smart Outdoor Camera with Siren and movement detection. Smart Indoor Camera with face recognition.

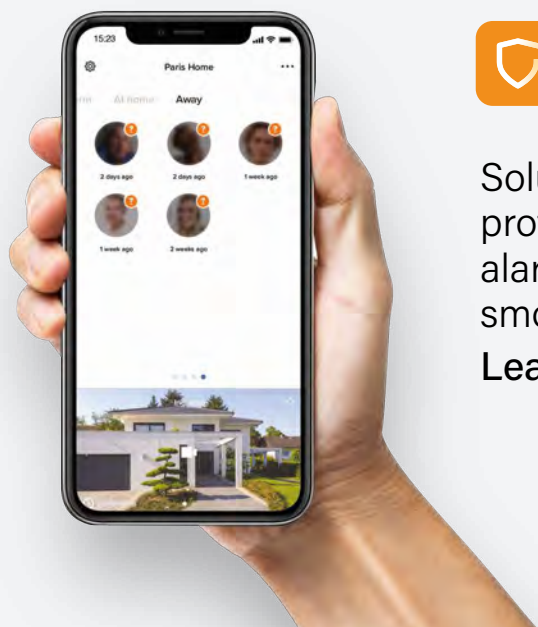


A single App with an intuitive home page. It allows you to answer video door entry calls, activate the door lock and view images from Netatmo smart outdoor and indoor cameras.



**Professional opportunity:** offer your services as an installer of simple smart security systems.

**Business opportunities:** access to a catalogue of smart and easy-to-install security devices.



## Home + Security

The best App for a safe home.

Solutions for a smart and complete protection of your home: security cameras, alarms, opening sensors, smoke detector...

Leave your home without worries.

WITH  
**Netatmo**

Examples of Netatmo solutions natively integrated in the Home + Security App



Smart Outdoor  
Camera



Smart Outdoor  
Camera with Siren



Smart Indoor  
Camera



Smart Door  
and Window Sensors



Smart Alarm  
System with Camera



Smart Indoor  
Siren



Smart Smoke  
Alarm



Smart Carbon  
Monoxide Alarm

## 2 WIRES SYSTEM

### Internal units

#### CLASSE 100

## Features and functions

CLASSE 100 X16E	CLASSE 100 V16E	CLASSE 100 V16B	CLASSE 100 V16M	CLASSE 100 A16E	CLASSE 100 A16M
					
344682	344672	344652	344625	344282	344292

### Features

LCD colour display	5 inches	5 inches	5 inches	4.3 inches		
Handsfree	●	●	●		●	
Finish	white	white	white	white	white	white
Available in KIT	364614	364612	364613		364232	364231
Installation	wall / table	wall / table	wall / table	wall	wall / table	wall / table

### Available functions from audio / video indoor unit

Door lock activation	●	●	●	●	●	●
Staircase light activation	●	●	●	●	●	●
EP / Scrolling activation	●	●	●	●	●	●
Intercom (1)	●	●	●	●	●	●
Inductive loop (2)	●	●				
Floor call	●	●	●	●	●	●
No. of configurable keys	4	4	1	1	4	4
No. of available ringtones	20	16	16	16	16	16
Professional Studio (Office)	●	●			●	●
Wi-Fi connectivity	●					

### Available functions from HOME + SECURITY APP

Answer video door entry system calls	●				
Door lock activation	●				
Staircase light activation	●				
Intercom call from smartphone to video indoor unit	●				
Management Netatmo Security devices (smoke sensor , burglar alarm siren , opening sensor	●				
EP / Scrolling activation	●				

1) Audio call, max. 3 minutes, between indoor units of the same apartment/different apartments

2) Use by people wearing hearing aids fitted with T selector



## Front view

### Touch sensitive controls



Door lock activation



Entrance panel/camera scrolling activation



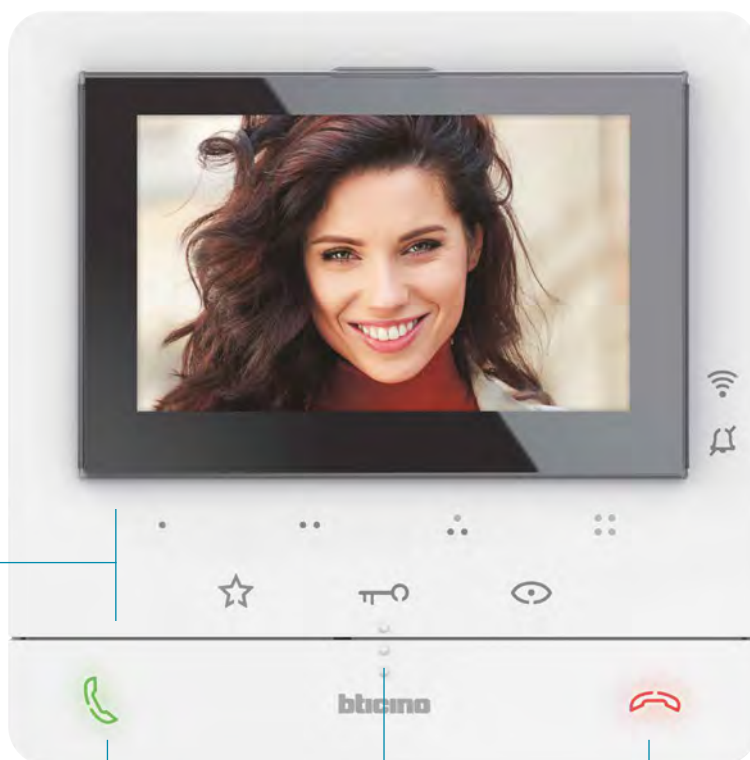
Staircase light activation



Customisable controls for the activation of accessory functions (e.g. intercom, activation of additional door lock, various activations)

### Physical control

Enable the handsfree communication



Tactile guide

### LED notifications



Wi-Fi Connection



Ringtone exclusion

### Physical control

Disable the handsfree communication

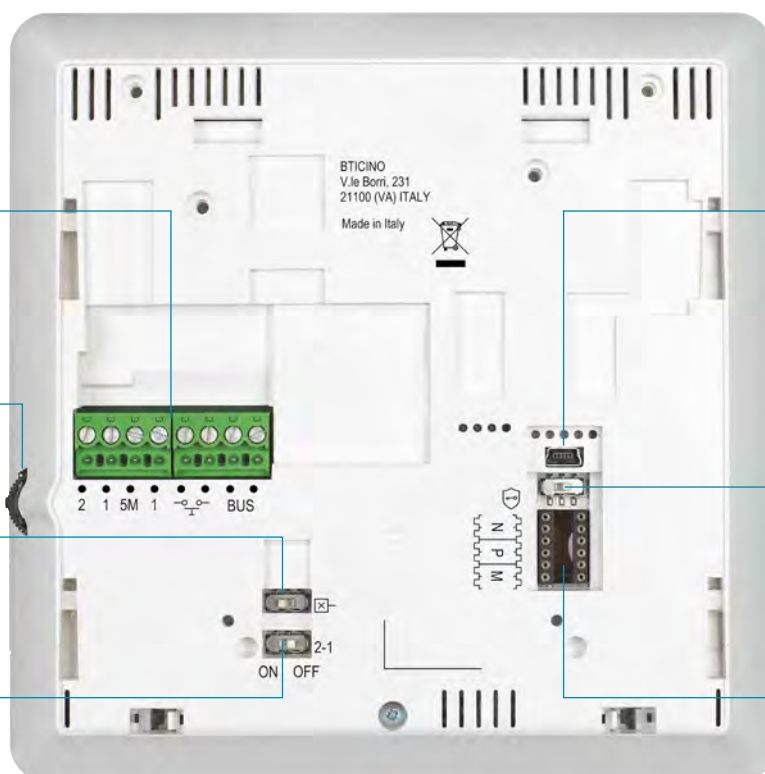
## Back view

Plug-in connectors with screw clamps for connections

Adjustment and programming menu access and navigation joystick

Line termination ON/OFF micro-switch

ON / OFF micro switch to enable the additional power supply



USB mini socket for firmware update

ON / OFF micro switch to enable the Safe Door Lock function

Configurator socket

## 2 WIRES SYSTEM

### Internal units

#### CLASSE 100



344682



344672



344652



344625




App Home + Security

Item	Classe 100X16E connected video indoor unit	Item	Classe 100V16B video indoor unit
344682	<p>Classe 100X16E with Netatmo 2 wires / Wifi handsfree connected video indoor unit with inductive loop and 5" colour LCD display. It has 2 physical keys for the control of the main video door entry functions – answer and end a call – it has 3 touch keys for the control of the main functions – door lock release, staircase light control and entrance panel activation/scrolling – there are further 4 configurable touch keys that perform different functions – e.g. staircase light control, intercom, additional door lock activation, generic activations.</p> <p>The device has a side lever to adjust: colour, brightness and display contrast, audio volume, call tone volume and Wifi configuration. There are call exclusion notification LEDs and Wifi. Also, thanks to the Wifi connection, you can associate the video internal unit to the Home + Security App (available for Android and iOS). You can manage the main video internal unit functions (receiving calls, opening the door lock, activating the entrance panel/scrolling, FWR updating and additional activations) from the App. Through the Home + Security App it is also possible to manage the products of the Netatmo security offer (Outdoor and Indoor cameras, door and window sensors, internal siren and smoke detector). This allows you to quickly and easily create a Smart security system. The installation can be made to the wall using the bracket supplied or using table support accessories (2 x 344692) – to be purchased separately. The device, also equipped with the professional studio (office) function, must be configured.</p>	344652	<p>2 WIRES handsfree video indoor unit with 5" colour LCD display. The device has 2 physical keys for the control of the main video door entry functions – answer and end a call – and 3 touch keys that allow the door lock release, the entrance panel activation/scrolling and the customisation of a most frequently used quick action – e.g. staircase light control, intercom, additional door lock activation, generic activations.</p> <p>The device has a side lever to adjust: colour, brightness and display contrast, audio and call tone volume. There is a call exclusion notification LED.</p> <p>The installation can be made to the wall using the bracket (supplied) or using table support accessories (2 x 344692) – to be purchased separately. The device must be configured.</p>
344672	<p>Classe 100V16E video indoor unit</p> <p>2 WIRES handsfree video indoor unit , with inductive loop and 5" colour LCD display It has 2 physical keys for the control of the main video door entry functions – answer and end a call – it has 3 touch keys for the control of the main functions – door lock release, staircase light control and entrance panel activation/scrolling – there are further 4 configurable touch keys that perform different functions – e.g. intercom, additional door lock activation, generic activations.</p> <p>The video indoor unit has a side lever to adjust: colour, brightness and display contrast, audio and call tone volume. There is a call exclusion notification LED. The installation can be made to the wall using the bracket (supplied) or using table support accessories (2 x 344692) – to be purchased separately. The device also has Professional Studio (Office) function and must be configured.</p>	344625	<p>Classe 100V16M video indoor unit</p> <p>2 WIRES video indoor unit with handset and 4.3" colour LCD display, suitable for wall mounting installation (bracket support included). The device has three touch keys that allows : door lock release, entrance panel camera activation/scrolling and customization of an auxiliary function – e.g. additional door lock activation, additional camera activation.</p> <p>Side easily accessible and independent regulations for : call volume / ringtone exclusion (with notification LED), display colour and brightness. The handset has magnets for easy holding.</p>

## Internal units

### CLASSE 100



344282



344292



344692



336803



336982



346020

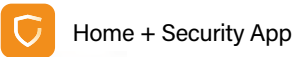
Item	Classe 100A16E handsfree audio indoor unit
344282	<p>2 WIRES handsfree audio indoor unit for wall mounted or table installation.</p> <p>It has 2 physical keys for the control of the main functions – answer and end a call – and has 3 touch keys for the control of the main functions – door lock release, staircase light control and entrance panel activation/scrolling – there are further 4 configurable touch keys that perform different functions – e.g. intercom, additional door lock activation, generic activations. The device has a side lever to adjust the audio volume and call tone and a call exclusion notification LED.</p> <p>The installation can be made to the wall using the bracket (supplied) or using table support accessory (1 x 344692) – to be purchased separately. The device also has Professional Studio (Office) function and must be configured.</p>
Item	Classe 100A16M audio indoor unit with handset
344292	<p>2 WIRES audio indoor unit with handset for wall mounted or table installation. It has 3 touch keys for the control of the main functions – door lock release, staircase light control and entrance panel activation/scrolling – there are further 4 configurable touch keys that perform different functions – e.g. intercom, additional door lock activation, generic activations. Ringtone volume adjustment (with call exclusion) using the appropriate selector. The installation can be made to the wall using the bracket (supplied) or using table support accessory (1 x 344692) – to be purchased separately. The device also has Professional Studio (Office) function and must be configured.</p>

Item	Accessories - table support - cable - sockets
344692	Table support accessory for CLASSE 100 audio and video hands-free indoor units.
336803	8-way cable with connector for tabletop support connection.
336982	<p>White Livinglight series 8-pole plug for the connection of the 336803 cable in tabletop installations.</p> <p>The socket is available also in the following finishings:</p> <ul style="list-style-type: none"> <li>- LIVINGLIGHT (336983 - 336984);</li> <li>- AXOLUTE (349414 - 349415 - 349418);</li> <li>- MATIX (336985).</li> </ul>
Item	2 DIN additional power supply
346020	Additional 2 DIN power supply to be used for the local power supply to connected CLASSE 100x16E (344682) video indoor units in multi-family systems in complexes with more than 22 apartments.

2 WIRES SYSTEM

Internal units

Netatmo safety devices



NOC - PRO



NOC -S- PRO



NOC-S-WPRO



NSC - PRO



NBU - AS - PRO



DTG - PRO

Item	Smart outdoor camera
NOC-PRO	Smart outdoor safety camera with detection of people, animals and vehicles. Aluminium single monobloc construction. Ultra-resistant glass and plastic, protection against UV rays. Video sensor: 4MP. Resolution: Full HD 1080 p. Coding: H.264. Long-range detection: up to 20 m. Field of view: 100°. 8x digital zoom for videos. Video live microphone. LED spotlight: 12 W, variable intensity. Infrared night vision: 15 m. Encryption protected access to the smartphone using the Home + Security App. Weather resistant: designed for outdoor use (H2O protection).
NOC-S-PRO	Smart outdoor safety camera with detection of people, animals and vehicles. Equipped with 105 db alarm siren. Aluminium single monobloc construction. Ultra-resistant glass and plastic, protection against UV rays. Video sensor: 4MP. Resolution: Full HD 1080 p. Coding: H.264. Long-range detection: up to 20 m. Field of view: 100°. 8x digital zoom for videos. Video live microphone. LED spotlight: 12 W, variable intensity. Infrared night vision: 15 m. Encryption protected access to the smartphone using the Home + Security App. Weather resistant: designed for outdoor use (H2O protection).
NOC-S-WPRO	Features like NOC-S-PRO. White finish.

Item	Smart indoor camera
NSC-PRO	Smart indoor safety camera with people detection consisting of an aluminium monobloc unit. Video sensor: 4MP. 130° panoramic view for a wider coverage. High quality video with Full HD 1080 p viewing. Guaranteed day and night protection with infrared vision, for comfortable viewing even in total darkness. Recording only in case of intrusion, in respect of the privacy of the family. Encryption protected access to the smartphone using the Home + Security App. Declaration of conformity and FCC declarations. Open-source compatibility. It has to be connected to an electric socket with the supplied AC adapter.
NBU-AS-PRO	Smart video security alarm system consisting of 1 smart indoor camera, 1 smart indoor siren and 3 smart door and window opening sensors. The products can be easily configured and associated using the Home + Security app. The smart video alarm system activates and deactivates automatically, has pre-recorded sounds to simulate a presence in the home, respects the privacy of the family and activates a 110 dB sound in case of intrusion.
DTG-PRO	Smart opening sensors for doors and windows ideal for safety. Sensors with waterproof monobloc construction, vibration/motion detection and open/closed status. Power supply with 2 AAA-type batteries included in the package. They only work with the smart indoor camera (sold separately): radio link between the sensors and the camera. Declaration of conformity and FCC. Open-source compatibility. Can be controlled and managed remotely with Home + Security app.



## Internal units

### Netatmo safety devices



NSA - PRO - EU



NIS - 01 - PRO



NCO - PRO

Item	Smart smoke alarm
NSA-PRO-EU	<p>Smart Smoke Alarm with 85 dB alarm, high performance photoelectric sensor, average coverage 50 m<sup>2</sup>. When it detects the presence of smoke, it activates its 85-decibel alarm and immediately alerts you to your smartphone.</p> <p>It is equipped with a 10-year battery - the maximum lifetime for all smoke detectors. The Self-Test feature checks if the Smart Smoke Alarm is functioning correctly. If it detects a problem, it sends a notification to your smartphone. Reliability guaranteed by CE (EN 14604) and NF certifications.</p> <p>Standalone device, no hub required. Compatible with Apple HomeKit. Operation via the Home + Security app. Requirements: High-speed wireless internet connection needed. Public hotspots not supported. The Smart Smoke Alarm will detect smoke and will sound even if the Wi-Fi isn't configured. However, you will need Wi-Fi to receive smartphone alerts. Wi-Fi 802.11 b/g/n (2.4 GHz), Open/WEP/WPA/ WPA2-Personal, Bluetooth Low Energy (BLE).</p>

Item	Smart indoor siren
NIS-01-PRO	<p>Smart indoor siren with 110 dB alarm, pre-recorded sounds and vibration sensor for tamper detection. Battery power supply or with a cable (not supplied) using the USB micro port.</p> <p>It only works with the smart indoor camera and must be installed in the same room: Bluetooth Low Energy (BLE) wireless connection with the smart indoor camera. Declaration of conformity and FCC declarations. Open-source compatibility.</p> <p>Operation using the Home + Security app.</p>

Item	Smart carbon monoxide alarm
NCO-PRO	<p>Smart carbon monoxide alarm / detector for wall installation. It allows to monitor the fuel-burning appliances (boiler, fireplace, wood-burning stove, gas cooker, etc.) by measuring, in real time, the levels of carbon monoxide, which is an invisible, odourless and potentially fatal gas. When it detects the presence of carbon monoxide, it activates its 85-decibel alarm and immediately alerts you to your smartphone.</p> <p>It is equipped with a 10-year battery - the maximum lifetime for all carbon monoxide detectors.</p> <p>The Self-Test feature checks if the Smart Carbon Monoxide Alarm is functioning correctly.</p> <p>If it detects a problem, it sends a notification to your smartphone. Reliability guaranteed by CE (EN 50291) and NF certifications. Standalone device, no hub required. Compatible with Apple HomeKit.</p> <p>Operation via the Home + Security app. Requirements: High-speed wireless internet connection needed. Public hotspots not supported. The Smart Carbon Monoxide Alarm will detect Carbon Monoxide and will sound even if the Wi-Fi isn't configured. However, you will need Wi-Fi to receive smartphone alerts. Wi-Fi 802.11 b/g/n (2.4 GHz), Open/WEP/WPA/WPA2-Personal, Bluetooth Low Energy (BLE).</p>

2 WIRES SYSTEM

Internal units

SPRINT L2



344242



344232

Item	Sprint L2 audio handsets
344242	2 WIRE audio handset (without the possibility of fitting with accessories) for audio systems and mixed audio / video systems. Wall mounted installation without the need of accessories. With door lock release key and auxiliary functions key (that can be configured). Ringtone volume adjustable on 3 levels. White
344232	As item 344242 but with call to the floor function

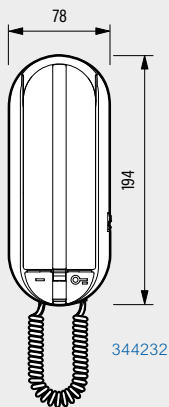
Universal analogue audio handset



334262

Item	Universal analogue audio handset
334262	Universal audio handset that can be installed in BTicino analogue (1 + n) and (4 + n) Compatible with most competitors analogue systems. It has a lock release button and it is designed for the installation of 4 buttons accessory (Item 337430) for additional functions. Volume adjustment on 3 levels.

Dimensional data



344232



Size in mm



1 Simple and modern design



2 Ringtone volume, adjustable to 3 levels



3 Two pushbuttons:  
- door lock release  
- available for applications (e.g. control of staircase lights)

## Internal units

### Porter switchboards



346310



346300

#### Item Switchboard and accessories

**346310** Switchboard for 2 WIRE audio and video systems. Allows access to various services (video door entry functions, door lock/staircase light management and apartment alarm monitoring) directly from the keypad or via the intuitive icon menu. The switchboard is supplied with an integrated table supporting frame and also features a 7" colour LCD display, receiver and speaker phone, dedicated keys for the main functions and keys which can be configured. The programming can be carried out directly from the device or via PC with TiSwitchBoardDevice software (supplied). The device can manage the phonics of the riser EP (i.e. wired downstream of interface [346851](#)); it cannot however manage the apartment EP (i.e. wired downstream of interface [346850](#)). The use of an additional power supply is recommended. It is possible to connect up to a max. of 16 switchboards (configured from 0 to 15).

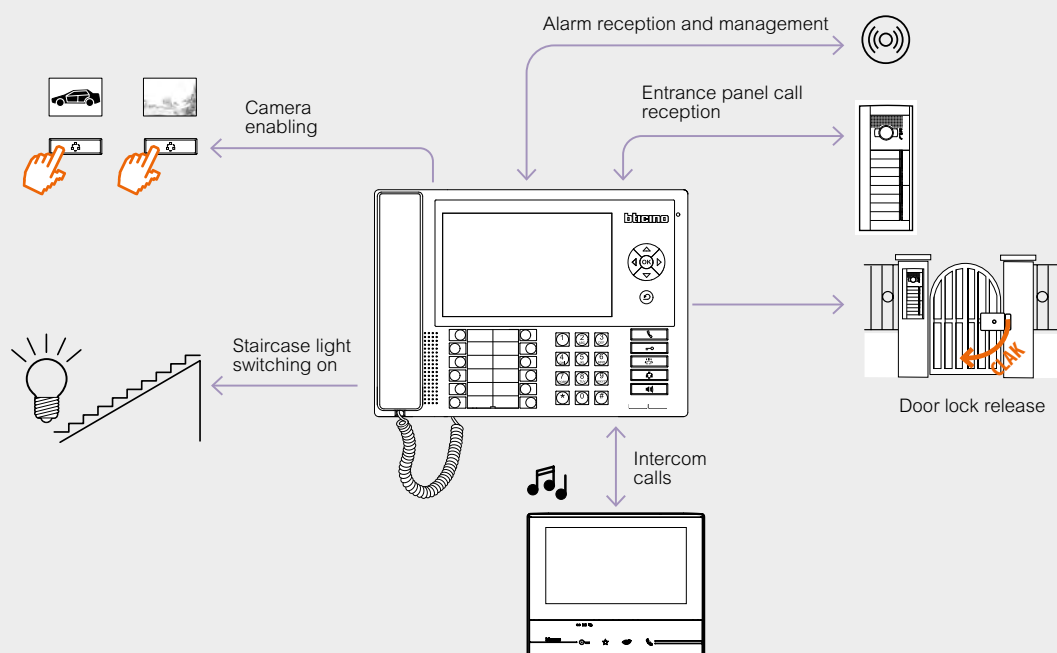
**336982** White 8-way socket for table top installation of switchboard item [346310](#)

**336803** 8 – Way cable with connector for the table top installation connection.

#### Item SOFTSWITCHBOARD software

**346300** Switchboard software for the management of audio and video door entry system calls. The software (Windows operating system compatible) can be installed on any desktop or laptop PC, and gives the possibility of receiving, managing and transferring the calls from the entrance panel and the handset. It implements home video monitoring, with cyclical display of the cameras, night and day functions, and the possibility of displaying the alarms in the various apartments.

- Supported operating systems: Microsoft Windows XP Service Pack 2, Windows Vista and Windows 7.
- Software required: NET Framework 3.5 or higher



# SYSTEM ACCESSORIES RANGE





## System accessories

### Accessories



346050 SELV



346030 SELV



F441



346850



346851



346040 SELV



346020 SELV



F441M

Item	Power supplies
346050	Power supply for 2 WIRES system in 6 DIN modular enclosure. Power supply 110 – 240 Vac @ 50 – 60 Hz. The output provides two power supplies in very low safety voltage (one on the 3 TK BUS, IU BUS and SCS clamps, one on the 1 - 2 clamp) to be used alternately and NOT at the same time. To be used in audio, video or mixed audio video systems. The video adapter is integrated in the device (item 346830 must not be used). It is therefore possible to avoid the use of the A/V node (F441) or the Multi-channel Matrix (F441M), if three junctions (MAX 2 IU + 1 TK risers or 1 IU + MAX 2 TK risers) are not exceeded in total from the clamps. It can also be used as additional power supply (1 - 2 output) for the local power supply of the preset internal units or entrance panels (in this case it is not possible to use other outputs). The device is electronically protected against overload and short circuit. It is a SELV double insulation safety device. The installation must be made in compliance with current regulations. The device must not be configured. WARNING: the (IU BUS), (TK BUS) and (SCS) outputs can be used at the same time respecting the total maximum absorption of 1.2 A. WARNING: Disconnect the power supply for 5 minutes after overload or short circuit.
346040	Power supply for 2 WIRES audio systems in 6 DIN modular enclosure. Power supply 110 – 240 Vac @ 50-60 Hz. The output provides 26 Vdc low rated voltage, and a maximum rated current of 600 mA and it is protected on the PRI side (with fuse) against overload and short circuit. It is a SELV double insulation safety device.
346030	Mini power supply with integrated video adapter to make small 2-WIRES video systems (intercom). 2 DIN modular enclosure. Power supply 230 Vac @ 50-60 Hz. The output provides 27 Vdc continuous low voltage, with maximum current of 600 mA and it is protected on the PRI side (with fuse) against overload and short circuit. It is a SELV double insulation safety device.
346020	Additional power supply to be used to supply the set up entrance panels and internal units locally. 2 DIN modular enclosure. Power supply 230 Vac @ 50-60 Hz. The output provides 27 Vdc continuous low voltage, with maximum current of 600 mA and it is protected on the PRI side (with fuse) against overload and short circuit. It is a SELV double insulation safety device.

Item	Video mixers
F441	Audio video node in 6-DIN modular enclosure set up with 4 input terminals and 4 output terminals. Can connect up to 4 source devices (entrance panels or cameras) in input and up to 4 2-WIRES video risers in output. The device must be used with the system power supply 346000. It must be used as an alternative to the audio video adapter 346830
F441M	Multi-channel matrix in 10 DIN modular enclosure. Set up for the connection of video entry system entrance panels, cameras and sound system sources in input and internal units and amplifiers in output. 4 inputs are dedicated to entrance panels/cameras and 4 to the sound system sources. It can be used to create multi-channel sound systems. The device must be used with the system power supply 346000. In the systems it replaces the video adapter 346830 and the audio video node F441
<b>System interfaces</b>	
346850	Apartment interface in 4 DIN modular enclosure. Can interface a dedicated apartment video door system with local CCTV, sound system and control of the Home automation applications to a 2-WIRES riser. The device must be configured using physical configurators
346851	System expansion interface in 4 DIN modular enclosure. Can double the length of the entrance panel-internal unit line, create risers with independent sound and expand the performance of the apartment system. The device must be configured using physical configurators

## 2 WIRES SYSTEM

### System accessories

#### Accessories



346891



346260



346210



346841



347400



346870



346993



346250



3499



354000

Item	Interfaces with other BTicino systems
346891	Can make very large mixed 2 WIRES/IP systems with a large number of devices, thanks to the creation of an IP backbone with 2-WIRES risers. The device must be configured using physical configurators or using the software
346150	8/2-WIRES interface in 6 DIN modular enclosure. Can make mixed video door entry systems (8-WIRES digital backbone/2-WIRES risers). The device must be configured using physical configurators
349410	Analogue/2 WIRES interface in 4 DIN modular enclosure. Can interface a dedicated apartment 2-WIRE video door entry system with cameras and control of the MyHOME applications to an analogue riser, digital 8-WIRES, audio TERSYSTEM and VIDEOPORTER 2000.
<b>DIN actuators</b>	
346210	Relay actuator in 2 DIN modular enclosure. Can switch on lights, open gates, repeat the call on bells (MOD=SLA) or control other devices from the video internal units. The device must be configured using physical configurators
346230	Door lock relay actuator in 2 DIN modular enclosure. Can supply power and activate an electrical door lock. The device must be configured using physical configurators
346260	Timed door lock relay actuator in 4 DIN modular enclosure. Can switch on lights, open gates or manage electro-magnetic door locks, timed door opening and door lock status (with NC contact). The device must be configured using physical configurators

Item	Devices in basic enclosure
346841	Floor shunt with 4 outputs Can make 2-WIRES video door entry systems with star wiring distribution. The device automatically adapts the video signal. Its small size means it can also be placed inside the flush-mounted box
346833	Call to the floor interface. By connecting a traditional pushbutton, the following functions will be possible: general call to the floor, addressed call to the floor, staircase lights on, and door lock release (specific actuator needed) and association of the video image to the call to the floor. The device must be configured using physical configurators
347400	Interface for the conversion of the coaxial signal into a 2 WIRES BUS signal. It can be used to connect to the BUS of the 2 WIRES video door entry system a camera with coaxial video output powered at 12 Vdc, with maximum absorption 150 mA and 1 Vpp video output (75 Ω). The device must be configured using physical configurators
<b>Wiring accessories</b>	
346870	2 WIRES video amplifier. In video systems wired using non-twisted wires, where the distance between the entrance panels and the internal unit exceeds 50 metres, it enables increasing such distance to up to 100 metres
346250	Relay module for gate opening to be used with LINEA 2000, LINEA 3000, MINISFERA and SFERA pushbutton panels. Can open door locks (NOT managed by BUS) by means of the entrance panel
3499	Line terminator. To be used to terminate the riser or apartment line, when the last installed device is not fitted with line closing micro switch
354000	Flat cable for the connection of several SFERA NEW and SFERA ROBUR pushbutton modules. Length 470 mm

## System accessories

### Accessories



346991



346992

336904  
336905

3515



3501/1



3501K

Item	Universal speaker unit and expansion module
346991	The universal speaker unit can be used to install the 2 WIRES audio system in new or refurbished systems, where pushbutton panels of other manufacturers are present or required (mail boxes, patterned brass, compact sheet metal units, etc.), preset for a traditional speaker module (e.g. 2659N). The universal speaker unit has, as base, contacts for the connection of 8 call keys; to make systems with more keys (up to 56 using the 346000 power supply and up to 24 with the 346010 power supply one or more key expansion modules must be used (1 every 8 pushbuttons).
346992	Expansion module for connecting more than 8 call keys to item 346991 - max. 6 modules (56 calls max.) with power supply 346000. Max. 2 modules (24 calls max.) with power supply 346010

Item	Universal speaker unit with built-in relay
346994	Universal speaker unit with built-in relay (for controlling an electric door lock), designed for the installation of the 2-WIRES audio system in both new and refurbished setups where "special" pushbutton panels are present or required (such as mailboxes, patterned brass, compact sheet metal units, etc.) that are pre-configured for a traditional speaker module (e.g., 2659N). The universal speaker unit includes terminals for connecting up to 4 call pushbuttons and 1 local door release pushbutton. For systems with more than 4 call pushbuttons, it is necessary to add item 346993, with 1 unit required for every 8 pushbuttons (up to a maximum of 100 pushbuttons). The multi-cable with 2 connectors supplied with item 346993 must be used for the connection. Microphone sensitivity and speaker volume can be adjusted using dedicated potentiometers. The microphone of the speaker unit can be detached and placed at a distance of up to 15 cm from the device. In video systems, the device must be paired with cameras featuring coaxial output using interface 347400.

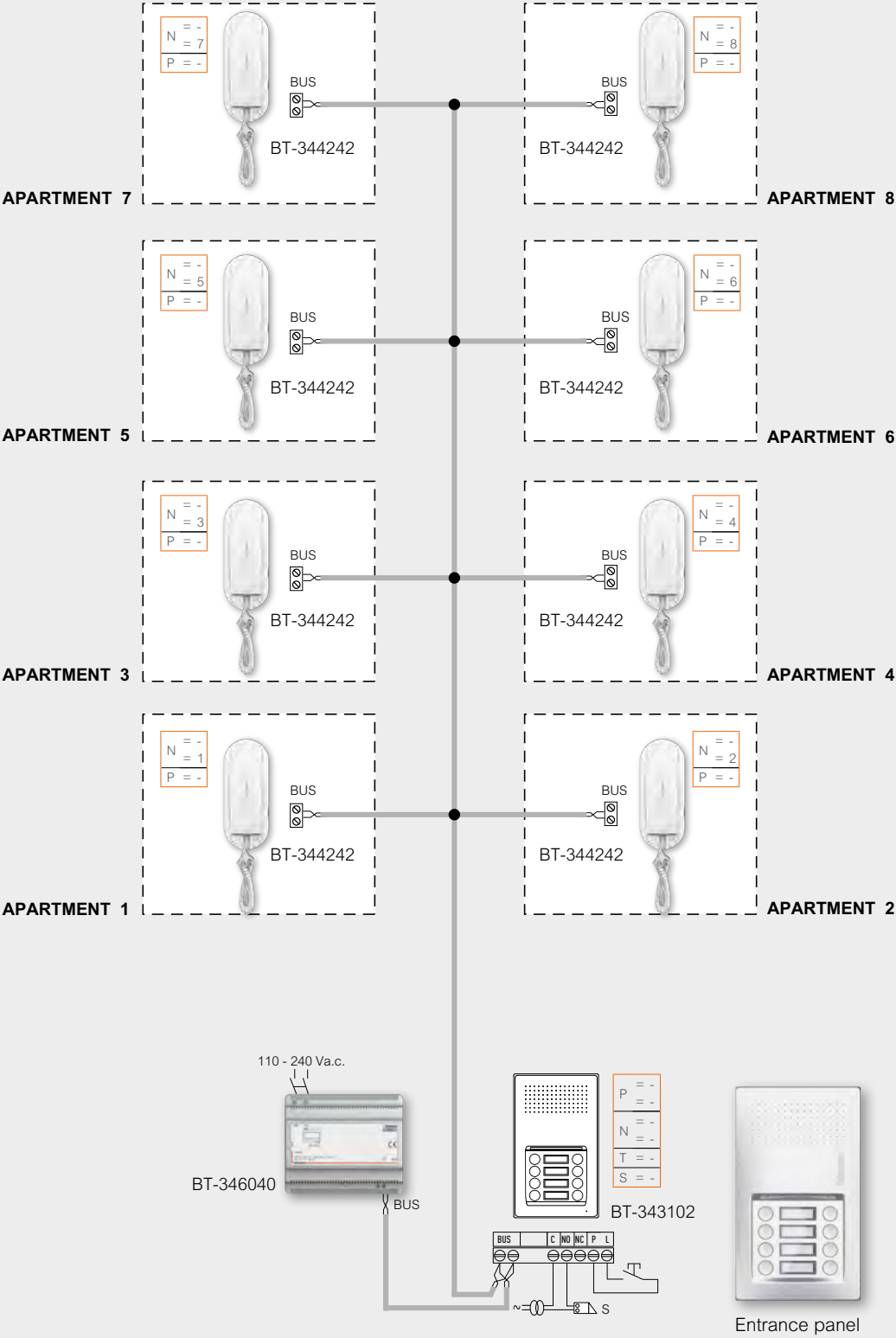
Item	Cable for systems
336904	Specific cable for 2 WIRES video door entry applications with 2 twisted conductors. It can be installed in underground piping, in accordance with standards (CEI 20-13 and CEI 20-14). It ensures the best performance in video systems (higher distance between EP and Handset when compared with other cables). 200 m coil
336905	Specific cable for BUS / SCS unshielded, consisting of a white outer sheath and 2 flexible conductors twisted together with a cross section of 0.50 mm <sup>2</sup> . Halogen-free low-toxicity cable; ideal for applications in environments where greater regard is required for safety in the event of fire (halogen free). 400 V insulation. Compliant with standards: EN 50575 EN60811, EN50289, EN50290, EN60228, 50265-2-1, EN50395, EN50396. Cable not suitable for burial. Coil length 200 m. Fire reaction class according to CPR regulation: Ccas1b, d1, a1.

Item	Spare part terminal/clamp
3515	Spare part terminal/clamp for BUS connection of the predisposed devices

Item	Configurators (package of 10 pieces)
3501/0	Configurator 0
3501/1	Configurator 1
3501/2	Configurator 2
3501/3	Configurator 3
3501/4	Configurator 4
3501/5	Configurator 5
3501/6	Configurator 6
3501/7	Configurator 7
3501/8	Configurator 8
3501/9	Configurator 9
3501/JMP	Configurator JMP

Item	Configurator kit
3501K	Configurator kit consisting of: - 10 pieces for each type of configurator from 0 to 9 - 4 green removable 2-clamp connectors - 1 configurator connection tool (3502) - 1 plastic screwdriver

Example of multi-family audio system

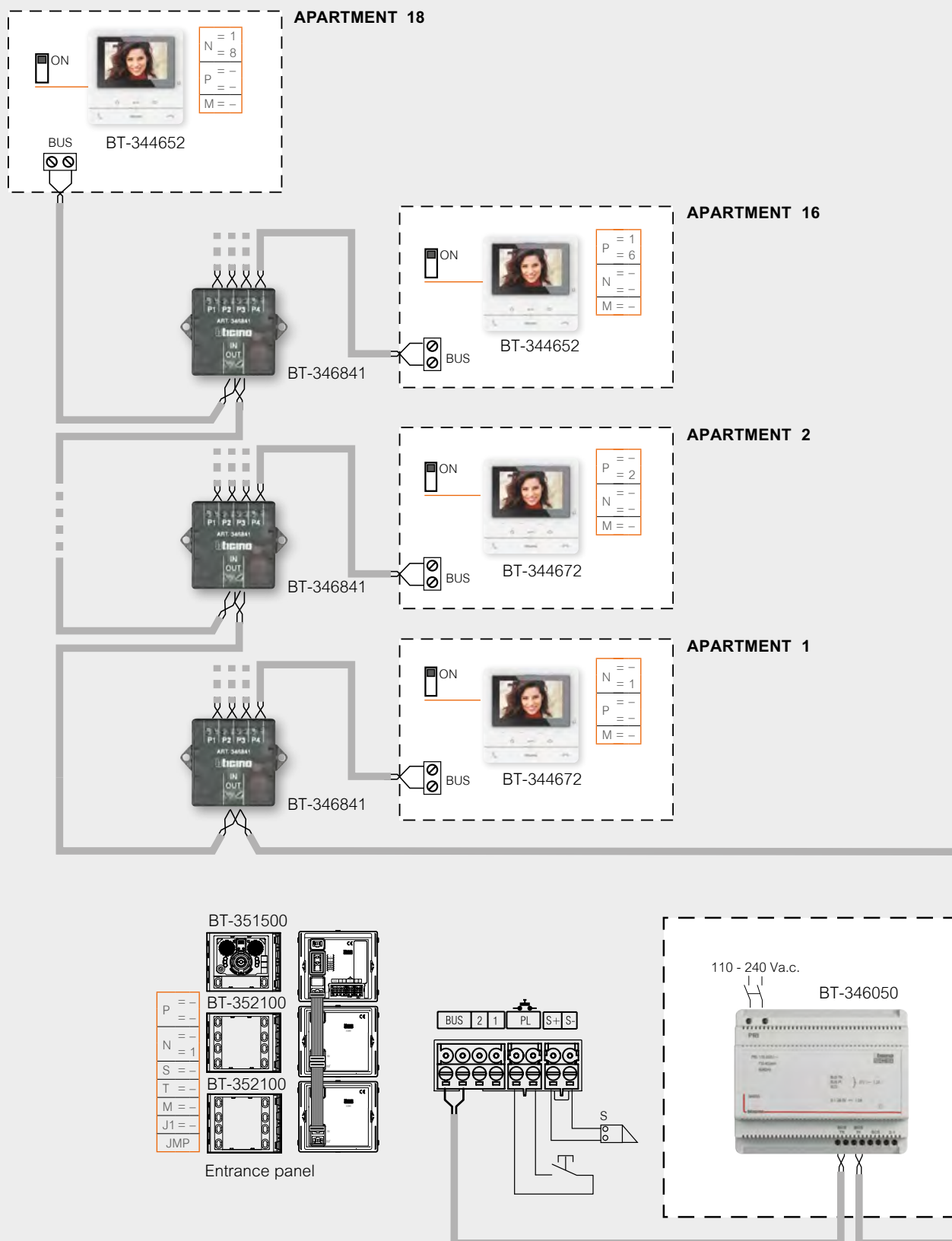




## System accessories

## Accessories


## ■ Example of multi-family video system



IP SYSTEM

# IP SYSTEM

## Video door entry system



## IP SYSTEM

For the best performance

The perfect solution for large residential complexes with a high number of apartments, able to guarantee high performance, long distances and high video signal quality.



Wide range of products with flexible and scalable solutions to satisfy every building needs.



Entrance panel



Video indoor unit



Guard station



**red dot** winner

The "Red Dot" is a highest design quality award. The international jury only awards this sought-after seal of approval to products of outstanding design.

## MAIN PERFORMANCES AND FUNCTIONALITIES

**Multichannel:** for simultaneous conversations (no busy lines);

**High definition video quality:** up to 1280 x 720;

**Technology:** IP protocol (SIP/TCP);

**Cables:** FTP and UTP (CAT5 - CAT5E - CAT6) - Fiber optic



**Configuration:** easy and quick configuration with dedicated software;

**Integration:** Onvif IP Cameras, Lift control, Alarm sensors;

**App Home + Security:** incoming calls answering and door locks activation by smartphone.



# Multiple ways to CALL THE APARTMENT



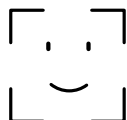
- 1. STANDARD CALL**  
Area-Building-Riser  
Floor-Apartment
- 2. ALPHANUMERIC CALL**  
Create codes  
with numbers and letters
- 3. ADDRESS BOOK**  
With contact list  
(touch displays only)



# ACCESS the building in several ways



**FACE RECOGNITION**



**FINGERPRINT**

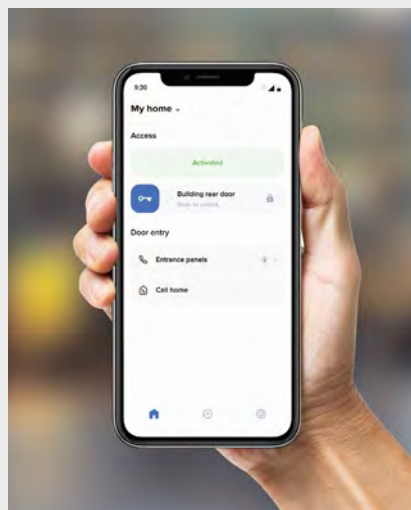


**RFID CARD AND BADGE**



**ACCESS CODE**

\*\*\*  
\*\*\*  
\*\*\*



**SMARTPHONE**



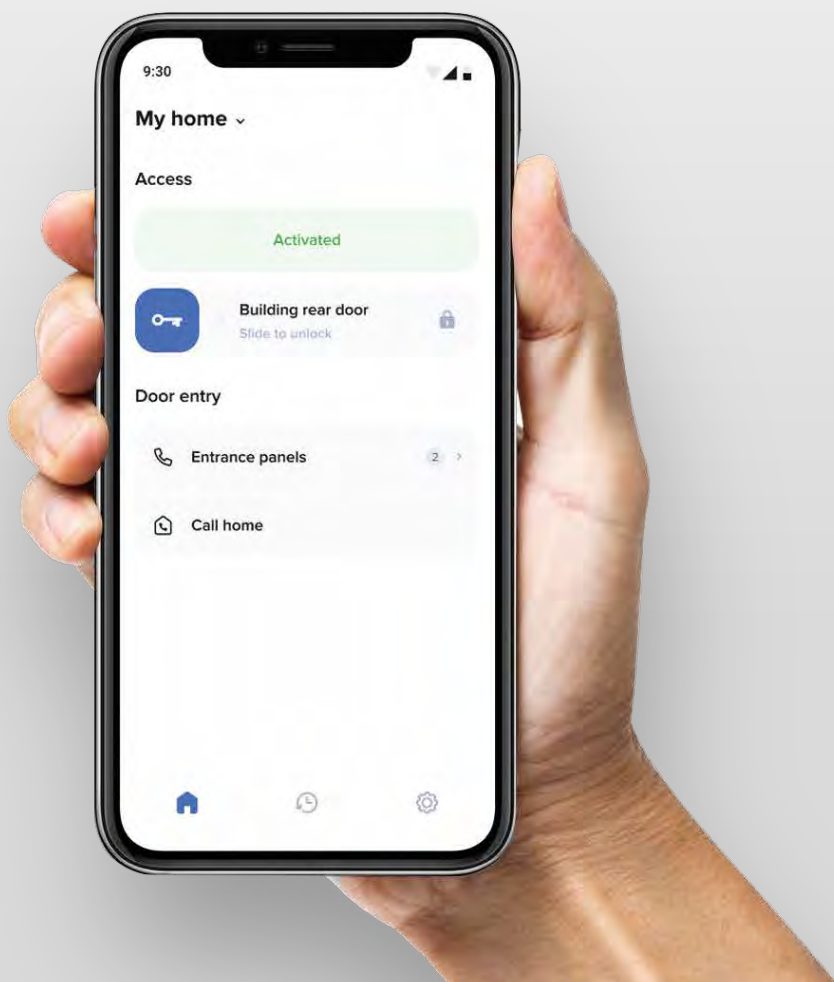
# Always aware with the Home + Security App



Home + Security

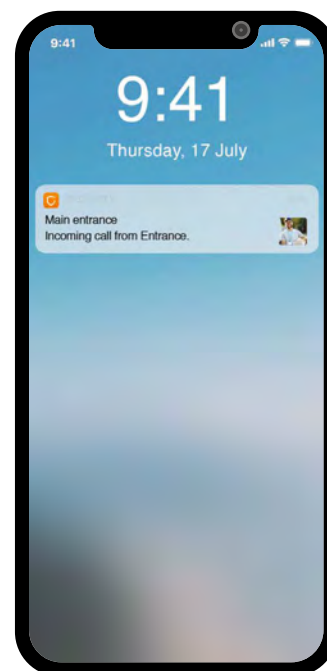
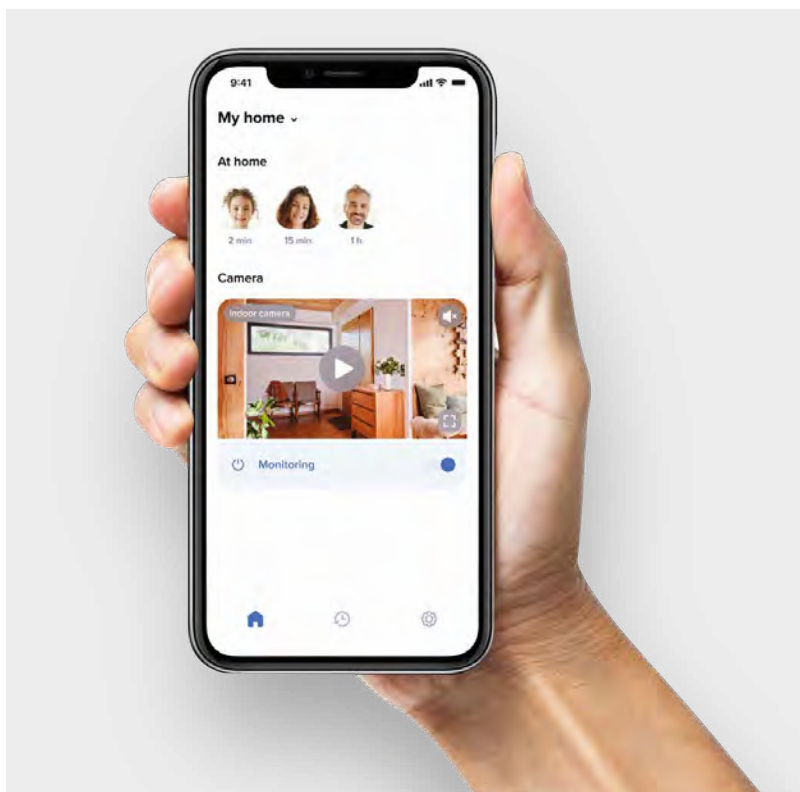
## The best App for a safe home

Alerts and notifications for incoming calls, motion and people detection, event information and door lock management with a simple and intuitive interface.






**Home + Security**  
The best App for a safe home.



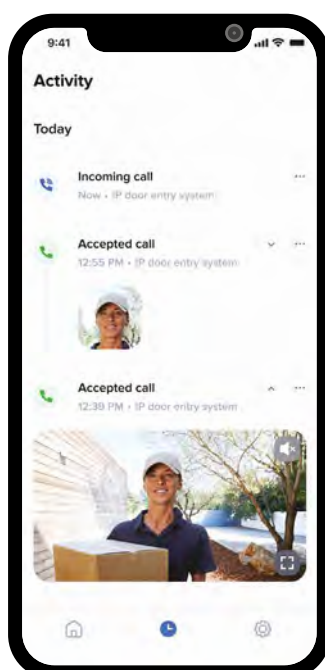
### INCOMING CALL

Receive notification when someone is calling



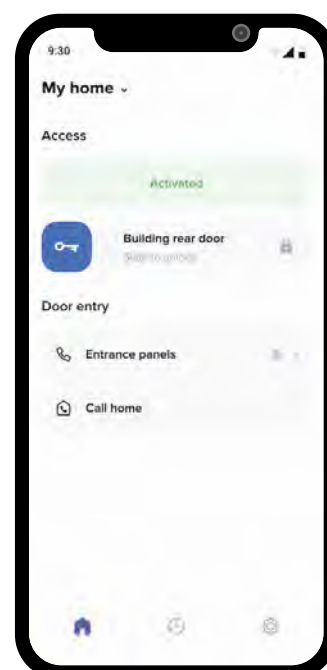
### SEE WHO'S CALLING

Answer the call and open the gate for the courier



### CHECK THE EVENTS

Check who called you and if they left you a message



### QUICK ACTIONS

- Activate the electrical door locks
- Call home
- Activate the cameras
- Manage the answering machine

# Integrations

## Integrate with ONVIF IP cameras

From the Guard Station it is possible to monitor all the common area IP cameras, while from the indoor units, the resident can monitor private and common area Onvif IP cameras.



Guard station



Indoor unit



## Integrate with lift control

Thanks to the access control function, visitors are taken directly to the floor of the called apartment.



**NOTE:** integration to be performed through Lift Control interface with protocol translator ([375010](#)) or with relays ([375013](#)).



## Entrance panels



374000



374002



374001



374003



374004



374006



374005

### Video entrance panels

Item	
374000	<p>Video entrance panel with 10" touch display, double face recognition camera, fingerprint reader and badge reader for access control functions. From the touch display, it is possible to make calls to the apartments and the guard station and enter the access code to release the lock. Configuration of different calling modes:</p> <ul style="list-style-type: none"> <li>- Apartment code (Area - Building - Riser - Floor - Apartment)</li> <li>- Numeric or alphanumeric codes for residents</li> <li>- Address book with contact list</li> </ul> <p>Enter the settings menu with a specific code for maintenance and for managing the settings (e.g. backlight brightness, ring volume, speaker volume, touch volume, screensaver time). Possibility to upload customized screensavers and advertisements using the configuration software. The entrance panel can be PoE (power over Ethernet) powered, or directly powered using power supply <a href="#">375005</a>. Flush mounted installation using the dedicated box (A)-<a href="#">375007</a>.</p>
374002	<p>Video entrance panel with 10" touch display and badge reader for access control functions. From the touch display, it is possible to make calls to the apartments and the guard station and enter the access code to release the lock. Configuration of different calling modes:</p> <ul style="list-style-type: none"> <li>- Apartment code (Area - Building - Riser - Floor - Apartment)</li> <li>- Numeric or alphanumeric codes for residents</li> <li>- Address book with contact list</li> </ul> <p>Enter the settings menu with a specific code for maintenance and for managing the settings (e.g. backlight brightness, ring volume, speaker volume, touch volume, screensaver time). Possibility to upload customized screensavers and advertisements using the configuration software. The entrance panel can be PoE (power over Ethernet) powered, or directly powered using power supply <a href="#">375005</a>. Flush mounted installation using the dedicated box (A)-<a href="#">375007</a>.</p>
374001	<p>Video entrance panel with 4.3" display, keypad with numbers and letters (A-I), double face recognition camera, fingerprint reader and badge reader for access control functions. Using the keypad, it is possible to make calls to the apartments and the guard station and enter the access code to release the lock. Configuration of different calling modes:</p> <ul style="list-style-type: none"> <li>- Apartment code (Area - Building - Riser - Floor - Apartment)</li> <li>- Numeric or alphanumeric codes for residents</li> </ul> <p>Enter the settings menu with a specific code for maintenance and for managing the settings (e.g. backlight brightness, ring volume, speaker volume, button volume, screensaver time). Possibility to upload customized screensavers using the configuration software. The entrance panel can be PoE (power over Ethernet) powered, or directly powered using power supply <a href="#">375005</a>. Flush mounted installation using the dedicated box (B)-<a href="#">375006</a>.</p>

### Video entrance panels

Item	
374003	<p>Video entrance panel with 4.3" display, keypad with numbers and letters (A-I) and badge reader for access control functions. Using the keypad, it is possible to make calls to the apartments and the guard station and enter the access code to release the lock. Configuration of different calling modes:</p> <ul style="list-style-type: none"> <li>- Apartment code (Area - Building - Riser - Floor - Apartment)</li> <li>- Resident's alphanumeric code</li> </ul> <p>Enter the settings menu with a specific code for maintenance and for managing the settings (e.g. backlight brightness, ring volume, speaker volume, touch volume, screen saver time). Possibility to upload customized screensavers and advertisements using the configuration software. The entrance panel can be PoE (power over Ethernet) powered, or directly powered using power supply <a href="#">375005</a>. Flush mounted installation using the dedicated box (B)-<a href="#">375006</a>.</p>
374004	<p>Small video entrance panel for indoor installation with badge reader and key for indoor unit and guard station calls. The small video entrance panel can be PoE (power over Ethernet) powered, or directly powered using power supply <a href="#">375005</a>. Flush mounted installation using the dedicated box (C)-<a href="#">375008</a>.</p>
374005	<p>Small video entrance panel with 4.3" vertical touch display, face recognition and badge reader for access control functions. From the touch display, it is possible to make calls to the apartments and the guard station and enter the access code to release the lock. Configuration of different calling modes:</p> <ul style="list-style-type: none"> <li>- Apartment code (Area - Building - Riser - Floor - Apartment)</li> <li>- Numeric or alphanumeric codes for residents</li> <li>- Address book with contact list</li> </ul> <p>Settings menu for maintenance and for managing settings (e.g. backlight brightness, ring volume, speaker volume, touch volume, screensaver time). Possibility to upload customized screensavers using the configuration software. This device can be PoE (power over Ethernet) powered, or directly powered using power supply <a href="#">375005</a>. Flush mounted installation using the dedicated box (D)-<a href="#">375009</a>.</p>
374006	<p>Small video entrance panel with RFID badge reader and key for indoor unit and guard station calls. The small video entrance panel can be PoE (power over Ethernet) powered, or directly powered using power supply <a href="#">375005</a>. Wall mounted installation thanks to the support with rainshield included.</p>

(A) - (B) - (C) - (D) - Correspondence with the specific flush-mounted box - see accessories page.

# The main devices

## PREMIUM INDOOR UNITS

## 10inch TOUCH DISPLAY

## 7inch TOUCH DISPLAY



373001



373003



373002



373004

Touch screen colour video	<input type="checkbox"/>	<input type="checkbox"/>	<input type="checkbox"/>	<input type="checkbox"/>
Handsfree	<input type="checkbox"/>	<input type="checkbox"/>	<input type="checkbox"/>	<input type="checkbox"/>
Finishes / Colours	Grey	Grey	Grey	Grey
Display	LCD 10inch	LCD 10inch	LCD 7inch	LCD 7inch
Indoor camera	<input type="checkbox"/>		<input type="checkbox"/>	
Answering machine	<input type="checkbox"/>	<input type="checkbox"/>	<input type="checkbox"/>	<input type="checkbox"/>
Alarm management	<input type="checkbox"/>	<input type="checkbox"/>	<input type="checkbox"/>	<input type="checkbox"/>
SOS function	<input type="checkbox"/>	<input type="checkbox"/>	<input type="checkbox"/>	<input type="checkbox"/>
Door lock release	<input type="checkbox"/>	<input type="checkbox"/>	<input type="checkbox"/>	<input type="checkbox"/>
Entrance panel camera activation	<input type="checkbox"/>	<input type="checkbox"/>	<input type="checkbox"/>	<input type="checkbox"/>
Intercom	<input type="checkbox"/>	<input type="checkbox"/>	<input type="checkbox"/>	<input type="checkbox"/>
Integration with Home+Securityapp	<input type="checkbox"/>	<input type="checkbox"/>	<input type="checkbox"/>	<input type="checkbox"/>
Audio messages	<input type="checkbox"/>	<input type="checkbox"/>	<input type="checkbox"/>	<input type="checkbox"/>
Type of installation	Wall mounted	Wall mounted	Wall mounted	Wall mounted
Power supply	375005 375002	375005 375002	375005 375002	375005 375002



**STANDARD  
INDOOR  
UNITS**
**7inch  
TOUCH DISPLAY**

**373005**

**373006**

**373007**

**373008**

Touch screen colour video	■	■	■	■
Handsfree	■	■	■	■
Finishes / Colours	Black	Champagne Gold	Mirror	Black
Display	LCD 7inch	LCD 7inch	LCD 7inch	LCD 7inch
Indoor camera				
Answering machine	■	■	■	■
Alarm management	■	■	■	■
SOS function				
Door lock release	■	■	■	■
Entrance panel camera activation	■	■	■	■
Intercom	■	■	■	■
Integration with Home + Security app	■	■	■	■
Audio messages	■	■	■	■
Type of installation	Wall mounted	Wall mounted	Wall mounted	Wall mounted
Power supply	375005 375002	375005 375002	375005 375002	Standard PoE +

IP SYSTEM

Premium indoor units



373001



373002



373003



373004

Item	Video INDOOR unit
373001	10" touch display premium indoor unit with internal camera and SOS pushbutton. From the touch display, it is possible to answer the call, open the lock, call the other apartments and the guard station, view call and alarm logs, leave audio messages, receive messages from the guard station, adjust the settings (e.g. brightness, screensaver, backgrounds and ringtone) and view date/time information. Alarm management can be easily integrated thanks to 8 pre-arranged dedicated contacts. The integration with the Onvif IP cameras allows to view the IP cameras of the apartment and the common areas from the indoor unit. The specific integration also allows control of the lift. It is possible to associate the video indoor unit to the Home + Security App (available for Android and iOS). The App allows to use functions such as: receiving calls, door lock release, display of the event timeline and activation of the entrance panel. With the Home + Security App, it is also possible to manage the products of the Netatmo Security range (outdoor and indoor cameras, door and window sensors, indoor siren, smoke detector). This allows you to quickly and easily create a Smart security system. The indoor unit can be PoE (power over Ethernet) powered, or directly powered using power supply 375005. Wall mounted using the supplied bracket.
373002	7" touch display premium indoor unit with internal camera and SOS pushbutton. From the touch display, it is possible to answer the call, open the lock, call the other apartments and the guard station, view call and alarm logs, leave audio messages, receive messages from the guard station, adjust the settings (e.g. brightness, screensaver, backgrounds and ringtone) and view date/time information. Alarm management can be easily integrated thanks to 8 pre-arranged dedicated contacts. The integration with the Onvif IP cameras allows to view the IP cameras of the apartment and the common areas from the indoor unit. The specific integration also allows control of the lift. It is possible to associate the video indoor unit to the Home + Security App (available for Android and iOS). The App allows to use functions such as: receiving calls, door lock release, display of the event timeline and activation of the entrance panel. With the Home + Security App, it is also possible to manage the products of the Netatmo Security range (outdoor and indoor cameras, door and window sensors, indoor siren, smoke detector). This allows you to quickly and easily create a Smart security system. The indoor unit can be PoE (power over Ethernet) powered, or directly powered using power supply 375005. Wall mounted using the supplied bracket.

Item	Video INDOOR unit
373003	10" touch display premium indoor unit with SOS pushbutton. From the touch display, it is possible to answer the call, open the lock, call the other apartments and the guard station, view call and alarm logs, leave audio messages, receive messages from the guard station, adjust the settings (e.g. brightness, screensaver, backgrounds and ringtone) and view date/time information. Alarm management can be easily integrated thanks to 8 pre-arranged dedicated contacts. The integration with the Onvif IP cameras allows to view the IP cameras of the apartment and the common areas from the indoor unit. The specific integration also allows control of the lift. It is possible to associate the video indoor unit to the Home + Security App (available for Android and iOS). The App allows to use functions such as: receiving calls, door lock release, display of the event timeline and activation of the entrance panel. With the Home + Security App, it is also possible to manage the products of the Netatmo Security range (outdoor and indoor cameras, door and window sensors, indoor siren, smoke detector). This allows you to quickly and easily create a Smart security system. The indoor unit can be PoE (power over Ethernet) powered, or directly powered using power supply 375005. Wall mounted using the supplied bracket.
373004	7" touch display premium indoor unit with SOS pushbutton. From the touch display, it is possible to answer the call, open the lock, call the other apartments and the guard station, view call and alarm logs, leave audio messages, receive messages from the guard station, adjust the settings (e.g. brightness, screensaver, backgrounds and ringtone) and view date/time information. Alarm management can be easily integrated thanks to 8 pre-arranged dedicated contacts. The integration with the Onvif IP cameras allows to view the IP cameras of the apartment and the common areas from the indoor unit. The specific integration also allows control of the lift. It is possible to associate the video indoor unit to the Home + Security App (available for Android and iOS). The App allows to use functions such as: receiving calls, door lock release, display of the event timeline and activation of the entrance panel. With the Home + Security App, it is also possible to manage the products of the Netatmo Security range (outdoor and indoor cameras, door and window sensors, indoor siren, smoke detector). This allows you to quickly and easily create a Smart security system. The indoor unit can be PoE (power over Ethernet) powered, or directly powered using power supply 375005. Wall mounted using the supplied bracket.

## Standard indoor units



373005



373006



373007




373008

Item	Video INDOOR unit
373005	7" touch display standard indoor unit, black finishing. From the touch display, it is possible to answer the call, open the lock, call the other apartments and the guard station, view call and alarm logs, leave audio messages, receive messages from the guard station, adjust the settings (e.g. brightness and ringtone) and view date/time information. Alarm management can be easily integrated thanks to 8 pre-arranged dedicated contacts. The integration with the Onvif IP cameras allows to view the IP cameras of the apartment and the common areas from the indoor unit. The specific integration also allows control of the lift. It is possible to associate the video indoor unit to the Home + Security App (available for Android and iOS). The App allows to use functions such as: receiving calls, door lock release, display of the event timeline and activation of the entrance panel. With the Home + Security App, it is also possible to manage the products of the Netatmo Security range (outdoor and indoor cameras, door and window sensors, indoor siren, smoke detector). This allows you to quickly and easily create a Smart security system. The indoor unit can be PoE (power over Ethernet) powered, or directly powered using power supply 375005. Wall mounted using the supplied bracket.
373006	7" touch display standard indoor unit, champagne gold finishing. From the touch display, it is possible to answer the call, open the lock, call the other apartments and the guard station, view call and alarm logs, leave audio messages, receive messages from the guard station, adjust the settings (e.g. brightness and ringtone) and view date/time information. Alarm management can be easily integrated thanks to 8 pre-arranged dedicated contacts. The integration with the Onvif IP cameras allows to view the IP cameras of the apartment and the common areas from the indoor unit. The specific integration also allows control of the lift. It is possible to associate the video indoor unit to the Home + Security App (available for Android and iOS). The App allows to use functions such as: receiving calls, door lock release, display of the event timeline and activation of the entrance panel. With the Home + Security App, it is also possible to manage the products of the Netatmo Security range (outdoor and indoor cameras, door and window sensors, indoor siren, smoke detector). This allows you to quickly and easily create a Smart security system. The indoor unit can be PoE (power over Ethernet) powered, or directly powered using power supply 375005. Wall mounted using the supplied bracket.

Item	Video INDOOR unit
373007	7" touch display standard indoor unit, mirror finishing. From the touch display, it is possible to answer the call, open the lock, call the other apartments and the guard station, view call and alarm logs, leave audio messages, receive messages from the guard station, adjust the settings (e.g. brightness and ringtone) and view date/time information. Alarm management can be easily integrated thanks to 8 pre-arranged dedicated contacts. The integration with the Onvif IP cameras allows to view the IP cameras of the apartment and the common areas from the indoor unit. The specific integration also allows control of the lift. It is possible to associate the video indoor unit to the Home + Security App (available for Android and iOS). The App allows to use functions such as: receiving calls, door lock release, display of the event timeline and activation of the entrance panel. With the Home + Security App, it is also possible to manage the products of the Netatmo Security range (outdoor and indoor cameras, door and window sensors, indoor siren, smoke detector). This allows you to quickly and easily create a Smart security system. The indoor unit can be PoE (power over Ethernet) powered, or directly powered using power supply 375005. Wall mounted using the supplied bracket.
373008	7" PoE powered standard indoor unit, black finish. From the touch display, it is possible to answer the call, open the lock, call the other apartments and the guard station, view call and alarm logs, leave audio messages, receive messages from the guard station, adjust the settings (e.g. brightness and ring tone), and view date/time information. Alarm management can be easily integrated thanks to 8 pre-arranged dedicated contacts. The integration with the Onvif CCTV IP cameras allows to view the IP cameras of the apartment and the common area from the indoor unit. The specific integration also allows control of the lift. It is possible to associate the video indoor unit to the Home + Security App (available for Android and iOS). The App allows to use functions such as: receiving calls, door lock release, display of the event timeline and activation of the entrance panel. With the Home + Security App, it is also possible to manage the products of the Netatmo Security range (outdoor and indoor cameras, door and window sensors, indoor siren, smoke detector). This allows you to quickly and easily create a Smart security system. The indoor unit is 48V PoE (power over Ethernet) powered. Wall mounted using the supplied bracket.

IP SYSTEM

Guard station and accessories



Item	Guard station
375000	Guard station with 10" touch display and handset. From the touch display, it is possible to: answer and transfer calls, view call logs, release the locks, monitor IP cameras installed in common areas, monitor and process alarms. From the setting menu, it is possible to adjust the guard station settings, like volume and display brightness, and carry out functionality and network tests. Quick and scheduled absence can be activated to transfer the call to another guard station or to apartments if needed. The guard station can be PoE (power over Ethernet) powered, or directly powered using power supply 375005.

Accessories	
375001	Server DES (Door Entry System) including configuration and management software must be installed in the building under the VLAN network of the IP door entry system. The configuration software must be used to create, configure and update the entire installation. The software can be used to create the topology; entrance panels, guard station and indoor units are associated to the corresponding position in an easy and quick way using a scan tool. It also allows the programming of access control tools such as: RFID badges, card, fingerprint and face recognition. The software is also used to: program access control for new residents, view alarm logs, send messages to indoor units, upload advertisements and screensavers and synchronize time/date details on all devices.
375003	Reader for programming card and badges for building access control. Compatible with RFID badges 348200 to ..06 available in different colors. Programming and associating badges to residents requires the use of the configuration software.
375004	Reader for programming fingerprints for building access control. Registering and associating the residents' fingerprints requires the use of the configuration software.

Transponder badge keys		
		Pack
348200	● Black	10
348201	● Red	10
348202	● Green	10
348203	● Blue	10
348204	● Orange	10
348205	● Grey	10
348206	● Yellow	10
3547	Customisable card (ISO 50 x 80 mm)	





## Accessories



Item	Accessories
375002	PoE (Power over Ethernet) switch with 10 / 100 Mbps, 8 PoE ports and 1 non-POE port uplink and 24 V-100 W power supply. The PoE port is used for network communication and as power supply. DIN mounted installation (Total of 14 DIN modules).
375005	Power supply 100 W with metal box; can be operate as an auxiliary power supply. Protected against short circuits: in case of DC output short circuit, the device will switch to protected mode. Wall mounted installation.
375006	(B) Metal box for video entrance panel with 4.3" display and keypad, flush mounted installation. Compatible with Cat.No: - 374001 video entrance panel with 4.3" display and keypad, with face recognition and fingerprint - 374003 video entrance panel with 4.3" display and keypad
375007	(A) Metal box for video entrance panel with 10" touch display, flush mounted installation. Compatible with Cat.No: - 374000 video entrance panel with 10" touch display with face recognition and fingerprint - 374002 video entrance panel with 10" touch display
375008	(C) Metal box for small video entrance panel flush mounted installation. Compatible with Cat.No: 374004
375009	(D) Metal box for small video entrance panel with 4.3" vertical touch display, flush mounted installation. Compatible with Cat.No: 374005
375010	Lift control interface with protocol translator to integrate lift function in IP door entry system. The configuration is completed using a dedicate software, the interface is connected via RS 485 cable to the entrance panel and the lift.
375011	USB key to be inserted on DES Server 375001 to enable face registration and to provide access mode for face recognition in the installation. At least one of the following devices must be present in the installation: external pushbutton panel with 10" touch display with face recognition and fingerprint (374000), external pushbutton panel with keyboard, facial recognition and fingerprint (374001) or Small pushbutton panel with 4.3" touch display (374005).
SP111	Plug-in power supply for IP server 375001. Input 100 240 Vac @ 50 60 Hz. Output 19 Vdc. Length of connection cable with IP server = 1200 mm

Item	Accessories
375012	PoE converter for BTicino IP DES devices with 24 V PoE to be installed in standard PoE + network.
375013	Lift control interface with 8 relay to integrate the IP DES with the building elevator system in order to enable the lift call after the resident answer the call and open the gate. The configuration is made directly in IP DES configuration tool included in Server DES 375001.

**Note:** installation and connections must be always performed accordingly to the elevator type.

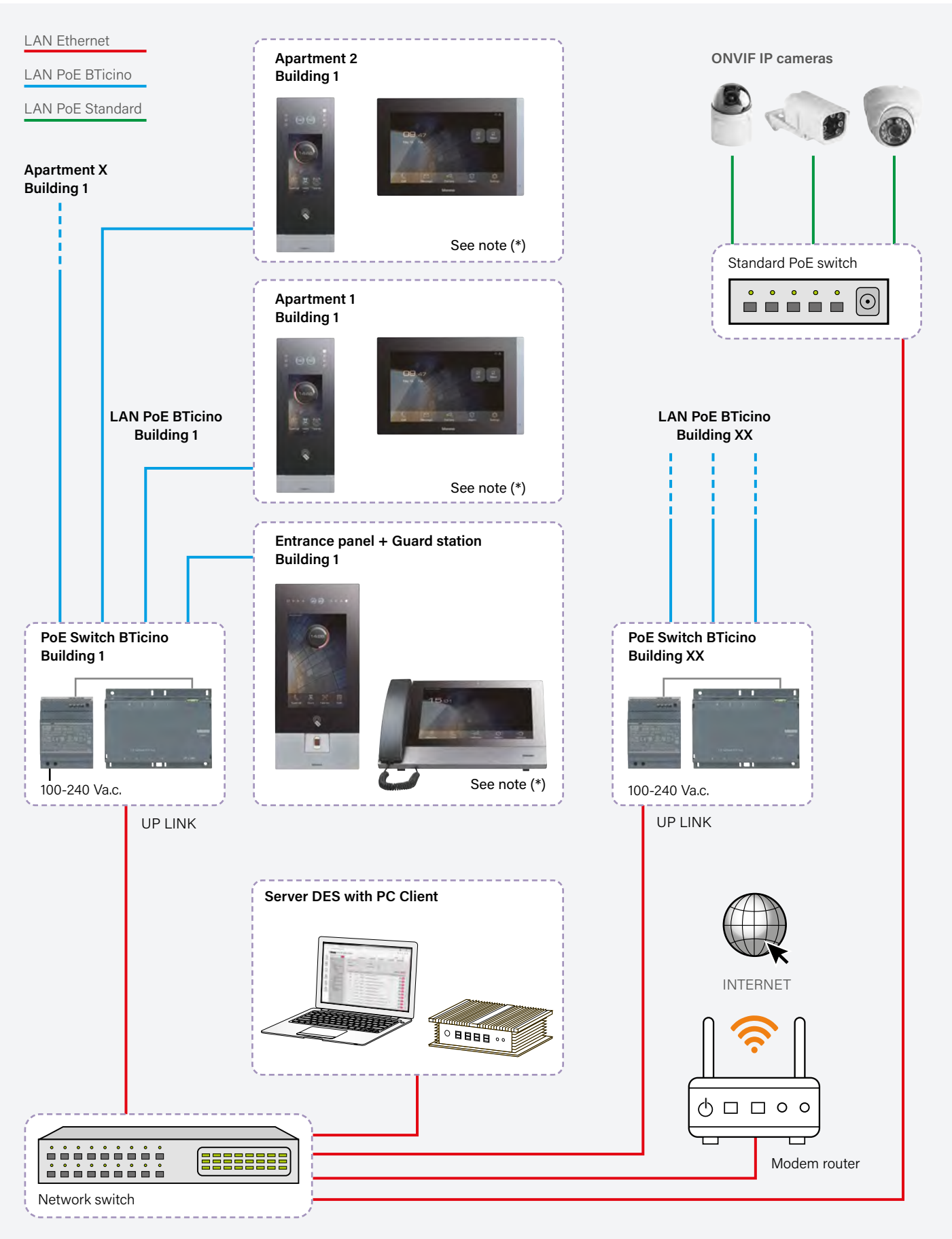


(A) - (B) - (C) - (D) - Correspondence with the specific flush-mounted box - see accessories page.

IP SYSTEM

# Wiring diagram example

System architecture



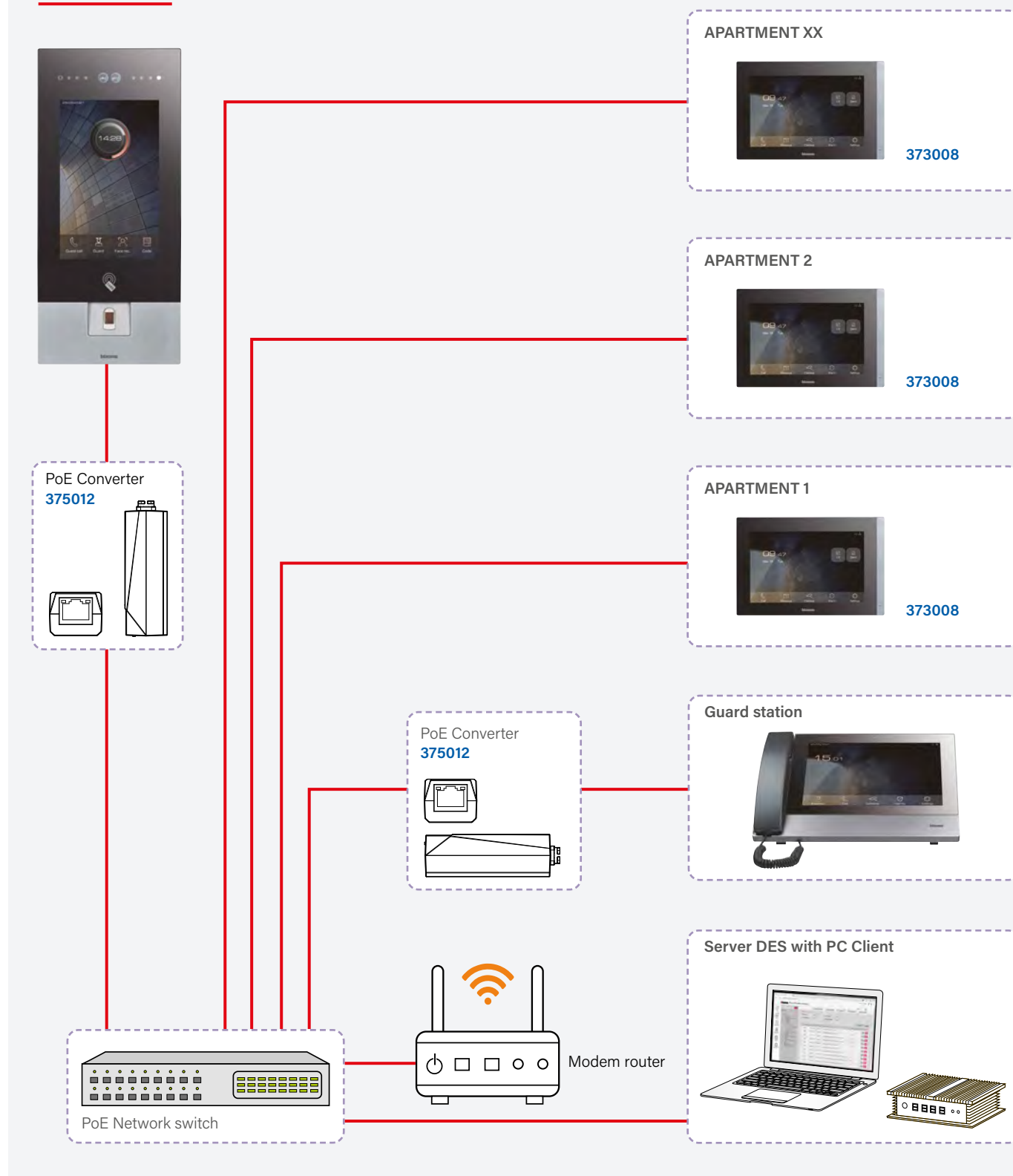
NOTE (\*): provide a PoE LAN cable for each BTicino device.

## Wiring diagram example

### Standard PoE + compatibility

- Indoor unit **373008** natively compatible with standard PoE+ (RJ45 10/100 Base T - IEEE 802.3at POE 44 V-57 V)
- For all other devices it is possible to use PoE converter accessory **375012**.

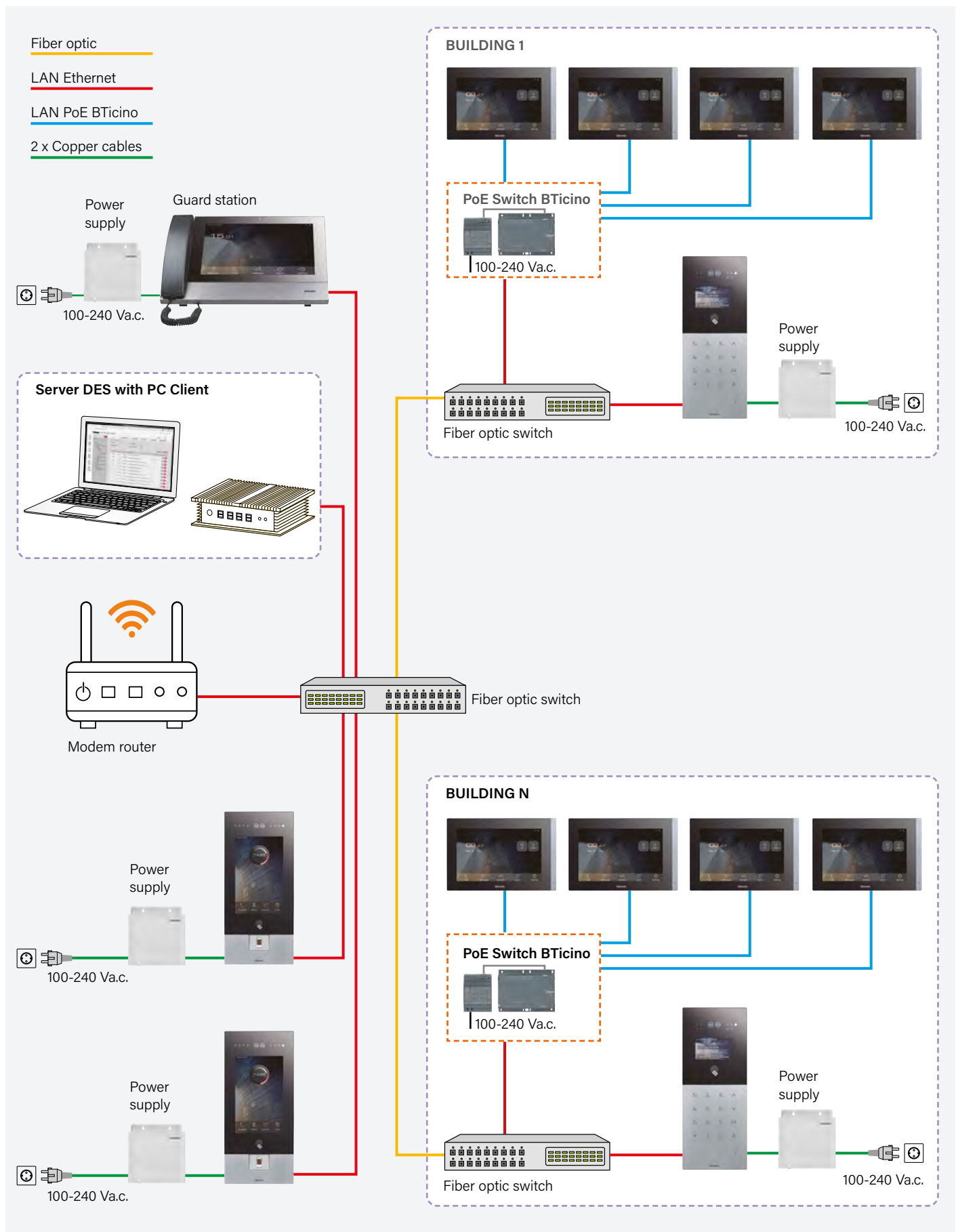
#### LAN Ethernet



**NOTE (\*):** provide a PoE LAN cable for each BTicino device.

# Wiring diagram example

## Fiber optic riser connection





# Wiring diagram example

## Intercom function

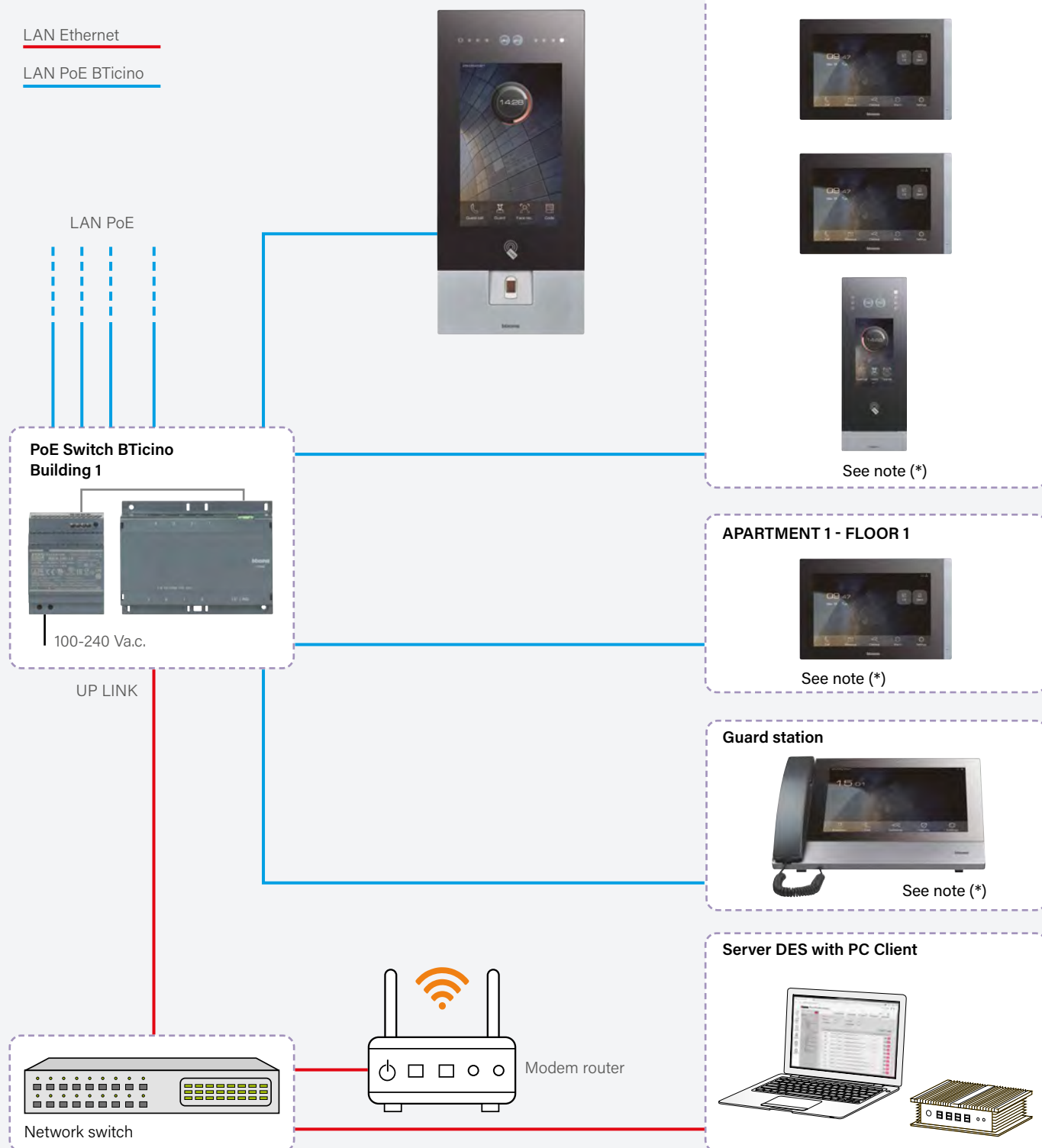
### INTERCOM FUNCTIONS

audio intercom between indoor units:

- of different apartments (same building or different buildings)
- inside the same apartment

LAN Ethernet

LAN PoE BTicino

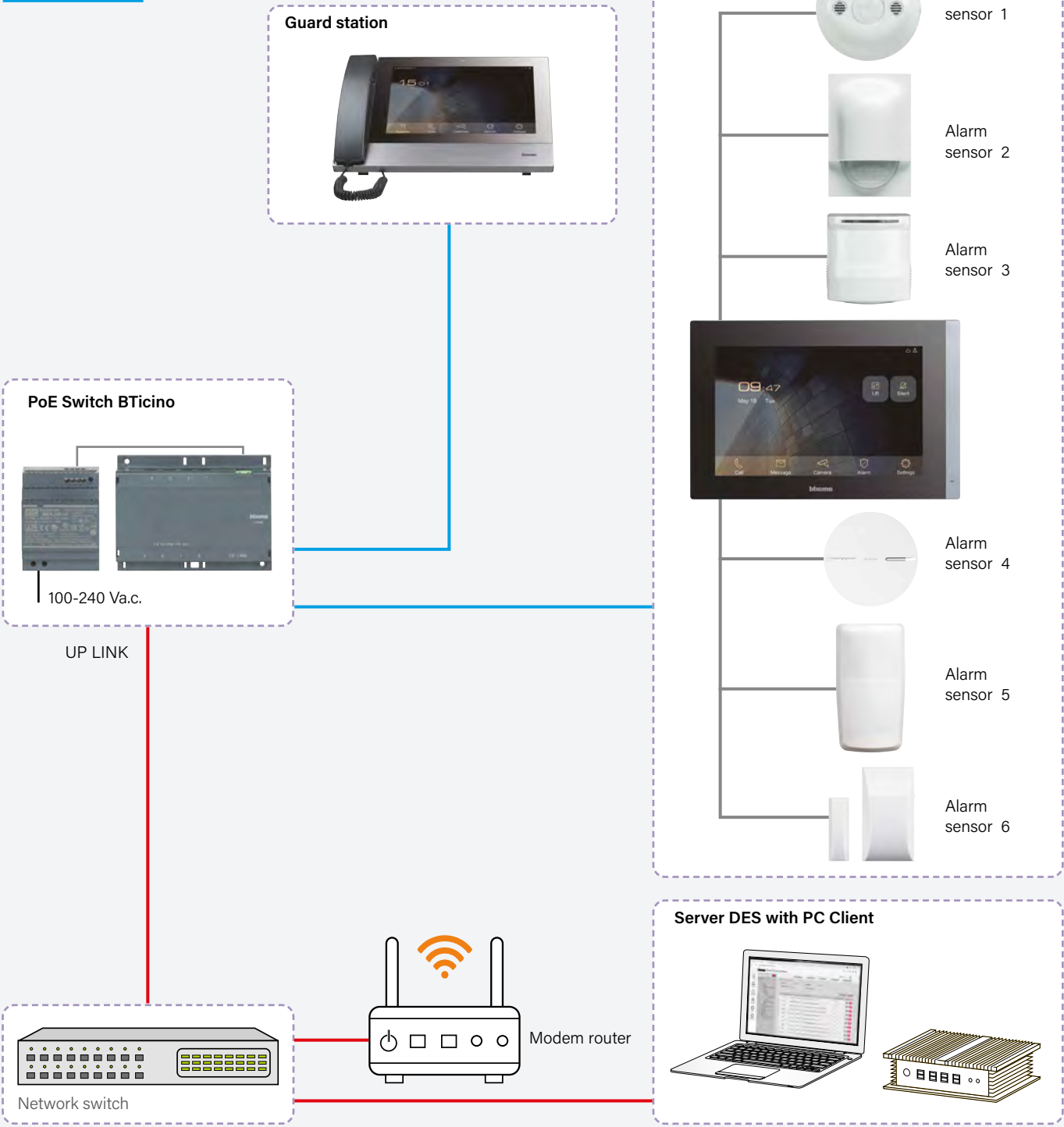


**NOTE (\*)**: provide a PoE LAN cable for each BTicino device.


ALARM FUNCTIONS

The guard station receives all the alarm notification messages, including the SOS alerts coming from the indoor units.

- LAN Ethernet
- LAN PoE BTicino



## NOTE



## NOTE





**BTicino** SpA  
Viale Borri, 231  
21100 Varese - Italy  
[www.bticino.com](http://www.bticino.com)

AD-EXCM25VDEC/ENG - Edition 12/2024